

UNIVERSIDAD NACIONAL AUTÓNOMA DE MEXICO

DIRECCIÓN GENERAL DE INCORPORACIÓN Y  
REVALIDACIÓN DE ESTUDIOS

COLEGIO DE CIENCIAS Y HUMANIDADES



**GUÍA DE ESTUDIOS  
INGLÉS III  
Clave de asignatura  
(1307)**

**Elaborada por** GRUPO DE TRABAJO:

Paquete para la evaluación extraordinaria  
de inglés III, interplanteles:

Jiménez Rentería Jacaranda plantel Naucalpan

Mondragón López René Rafael plantel Naucalpan

Padilla Rubio Araceli plantel Azcapotzalco

Ramírez Arvizu Manuel (Coordinador) plantel Naucalpan

Romaní Osorio Iván plantel Naucalpan

Vázquez Maldonado Norma Patricia plantel Naucalpan

JUNIO DE 2018

# ÍNDICE

	Página
Presentación	3
Tips para presentar el examen extraordinario	5
Unidad 1 Comparar las cualidades de personas, objeto y lugares.	6
Unidad 2 Expresar la existencia de personas, objetos y lugares en el pasado.	27
Unidad 3 Describir la secuencia de eventos en el pasado.	51
Unidad 4 Narrar situaciones actuales y pasadas.	68
Examen modelo	102
Referencias	109

## PRESENTACIÓN

Aquí Se presenta la Guía de Estudio para la asignatura de inglés III, (Programa de Estudios de 2016). El propósito principal de esta Guía de Estudio para la asignatura de inglés III consiste en ser una herramienta para ayudarte a preparar tu examen extraordinario.

La Guía de Estudio para la asignatura de inglés III está constituida de la siguiente manera: en ella se encuentran cuatro unidades, y en cada unidad, se puede encontrar en primer lugar un tema relacionado con el Programa, así como su explicación de este. También podrás encontrar una serie de ejemplos, finalmente encontraras actividades para que practiques. Algo importante es, que podrás tener la oportunidad practicar en cada unidad con cada tema presentado.

Encontraras ejercicios, y sus respectivas respuestas las cuales te ayudarán conocer tu progreso. Los temas, actividades y ejercicios, te permitirán lograr el propósito general de la asignatura De inglés III, así como los propósitos de cada unidad, y los aprendizajes correspondientes a cada unidad. Te deseamos éxito en tu examen, y esperamos que estés consciente de saber, que lo más importante es tu preparación.

El propósito de inglés III es el siguiente. *“Intercambiar, oralmente y por escrito, información sobre tu entorno cotidiano al comparar y describir situaciones, personas, lugares del pasado, y del presente. Así mismo localizar e informar la secuencia de eventos acontecidos en textos orales y escritos.*

Es importante que lo conozcas éste propósito, ya que te podrá orientar para saber qué es lo que se espera de ti.

.

**¡BUENA SUERTE!**

# Unidad 1

## Comparar las cualidades de personas, objetos y lugares

**PROPÓSITO.** Al finalizar la unidad el alumno: intercambiará información para comparar personas, objetos y lugares, de manera oral y escrita, asimismo, destacará sus cualidades intrínsecas para realizar descripciones de su entorno cotidiano.

**Aprendizaje 1:** Identifica las relaciones de comparación, a partir de características de personas, objetos y lugares, para diferenciar sus cualidades, en textos orales y escritos.

**Aprendizaje 2:** Reconoce los atributos máximos de personas, objetos y lugares para resaltar sus cualidades, de manera oral y escrita.

**Aprendizaje 3:** Compara y establece la superioridad de las características de personas, objetos y lugares para realizar descripciones, de manera oral y escrita.

**Aprendizaje 4:** Intercambia información para comparar y resaltar las

cualidades de personas, objetos y lugares, de manera oral y escrita.

This unit will show you how to compare people, things and places so you can identify, write, and talk about their differences. Let's start by reading a text in which Eric describes his family members.

This is Eric, he is describing his family. Read carefully



### My Family

Hi, my name is Eric. I am 10 years old. I'm 120 centimeters tall and I weight 45 kilos. I have short straight hair and big black eyes. I want to talk about my family. I have two sisters. Their names are Rachel and Carrie. Rachel is 18 years old, she is 180 centimeters tall and she weights 70kilos. She has long straight hair. Carrie is 15 years old, she is short, she is 136 centimeters tall, however, she is overweight, and she weighs 80 kilos. Carrie is the only person in my family with long and curly hair. She has the most beautiful hair. My sisters are very nice. My mother's name is Julia. She is 40 years old. My mother is short (145 centimeters) and slim (50 kilos). She has short brown hair. My mother is also very nice. My father's name is Richard. He is an engineer. He is smart, and he is 45 years old. He is tall (178 centimeters) and a little overweight (100 kilos). My grandparents live with us. My grandfather's name is Tom. He is 70 years old. He is 180 centimeters tall and he weighs 70 kilos. My grandmother's name is Samantha. She is 65 years old. She has blue eyes. She is a tall (175 centimeters) and slim (65 kilos) woman. She is 170 centimeters tall. Rachel looks like my grandmother.

We live in a big house. I also have two dogs. Their names are Paw and Snoopy. Paw is a big brown dog. Snoopy is smaller than Paw but it is faster because Paw is older. I like playing with my dogs in the garden. It is the most beautiful thing I do in my spare time. I love my family.

Adapted from <http://busyteacher.org/5669-comparatives-superlatives-reading-family.html>

**Eric describes a lot of people. Let's organize the information in the next chart:**

	Eric	Rachel	Carrie	Julia	Richard	Tom	Samant ha
<b>Age</b>	10 years						
<b>Height</b>	120 cm						
<b>Weight</b>	45 kilos						

Now, draw Eric's family based on the information in the chart:

Eric	Rachel	Carrie	Julia	Richard	Tom	Samantha



Let's start!

Activity 1.1 Now answer the questions, **circle** Yes or No

1. Is Carrie **older than** Eric? Yes      No
2. Is Rachel **taller than** Carrie? Yes      No
3. Is Rachel **fatter than** Carrie? Yes      No
4. Is Eric's mother **younger than** his father? Yes      No
5. Is Julia **older than** Samantha? Yes      No
6. Is Snoopy **faster than** Paw? Yes      No
7. Is Snoopy **older than** Paw? Yes      No



Take a look at this!

Remember that **adjectives** are the words we use to describe (mention characteristics) of people, things, or places, for example: big, small, fast, slow, beautiful, etc. so, when you compare two people, you need to use the **comparative form of the adjectives**.

**\*\* If you think you need to improve your vocabulary (adjectives) try the exercises on the following link.**

<https://agendaweb.org/grammar/adjectives-exercises.html>

(revisado el 7 de mayo de 2018)



**There are four rules to write the correct comparative forms of adjectives:**

<p><b>Rule 1</b> When you have short adjectives (one syllable) add <b>-er</b></p> <p style="text-align: center;"><b>old----- older</b> <b>young----- younger</b></p> <p>When you have short adjectives ending in <b>consonant + vowel + consonant</b>, you have to double the last consonant</p> <p style="text-align: center;"><b>big ----- bigger</b></p> <p><small>c v c</small></p>	<p><b>Rule 2</b> When you have long adjectives (two or more syllables) you need the word <b>more</b></p> <p style="text-align: center;"><b>beautiful -----more beautiful</b> <b>modern----- more modern</b></p>
<p><b>Rule 3</b> When you have adjectives ending in <b>-y</b>, change the <b>-y</b> for <b>-ier</b></p> <p style="text-align: center;"><b>heavy -----heavier</b> <b>happy -----happier</b></p>	<p><b>Rule 4</b> Finally, we have three irregular adjectives</p> <p style="text-align: center;"><b>good -----better</b> <b>bad----- worse</b> <b>far ----- farther / further</b></p>



**Move that pencil!**

**Activity 1.2**

**Write the comparative form of the following adjectives.**

**Use the rules in the previous chart.**

1. strong \_\_\_\_\_
2. bad \_\_\_\_\_
3. expensive \_\_\_\_\_
4. busy \_\_\_\_\_
5. long \_\_\_\_\_
6. easy \_\_\_\_\_
7. good \_\_\_\_\_
8. serious \_\_\_\_\_
9. pretty \_\_\_\_\_
10. important \_\_\_\_\_

**Good job!**



**But, how can you write sentences using comparatives?**

**Read the following examples:**

Carrie is **older than** Eric

Rachel is **more beautiful than** Carrie.

Julia is **younger than** Richard.

Carrie is **heavier than** Rachel

To write sentences it is very important that you use the **correct comparative form of the adjective** plus the word **than**

Carrie is **older than** Eric

Rachel is **more beautiful than** Carrie.



**Practice makes perfection!**

**Activity 1.3**

**Order the following words to form sentences.**

1. heavier elephants lions are than	
2. my is sister than older me	
3. more Carlos is Jose than intelligent	
4. Mathematics English easier than is	
5. Mathematics are more difficult than English	
6. faster cars bicycles are than	
7. The bigger United States than are Mexico	
8. than fruit healthier French fries is	
9. tea coffee than is better	
10. you more I'm beautiful than	
11. mosquitoes are bigger than bees	
12. is China than farther Colombia	
13. one this more car is than expensive that	
14. are giraffes than taller horses	
15. cats faster than are turtles	



**Let's practice!**

**Activity 1.4 Now, underline the comparative form in the previous sentences.**



**You can get extra practice in the following links:**

**Listening**

- [https://www.learnamericanenglishonline.com/Listening\\_Lab/Listening\\_Lab\\_Exercise\\_30\\_comparative\\_adjectives.html](https://www.learnamericanenglishonline.com/Listening_Lab/Listening_Lab_Exercise_30_comparative_adjectives.html) (revisado el 7 de mayo de 2018)

**Activities**

- <https://agendaweb.org/grammar/comparative-adjectives-exercises.html> (revisado el 7 de mayo de 2018)
- <http://www.perfect-english-grammar.com/comparative-adjectives-exercise-1.html>(revisado el 7 de mayo de 2018)



Let's do it!

### Activity 1.5

Do you remember Eric's family? Look at the pictures and the information in the chart. Read the questions and circle a, b or c.

	Eric	Rachel	Carrie	Julia	Richard	Tom	Samantha
Age	10 years	18 years	15 years	40 years	45 years	70 years	65 years
Height	120 cm	180 cm	136 cm	145 cm	178 cm	176 cm	175 cm
Weight	30 kilos	65 kilos	80 kilos	50 kilos	100 kilos	70 kilos	65 kilos

1. Who is **the oldest**?  
a) Samantha                      b) Tom                              c) Rachel
2. Who is **the youngest**?  
a) Carrie                            b) Richard                        c) Eric
3. Who is **the heaviest**?  
a) Julia                              b) Samantha                      c) Richard
4. Who is **the tallest**?  
a) Eric                                b) Tom                              c) Rachel
5. Who is **the thinnest**?  
a) Tom                                b) Eric                              c) Carrie



### Take a look at this!

As you can see we are still working with **adjectives** (old, short, thin, etc.) but this time we are using them to say which or who is the (oldest, shortest, thinnest etc.) in a group. For this purpose, you need to use the **superlative form of the adjectives**.

**There are four rules to write the correct superlative forms of adjectives:**

<p><b>Rule 1</b></p> <p>When you have short adjectives (one syllable) add <b>-est</b></p> <p><b>old----- the oldest</b></p> <p><b>young----- the youngest</b></p> <p>When you have short adjectives ending in <b>consonant + vowel + consonant</b>, you have to double the last consonant</p> <p><b>big----- the biggest</b></p> <p>c v c</p>	<p><b>Rule 2</b></p> <p>When you have long adjectives (two or more syllables) you need the word <b>most</b></p> <p><b>beautiful -----the most beautiful</b></p> <p><b>modern----- the most modern</b></p>
<p><b>Rule 3</b></p> <p>When you have adjectives ending in -y, change the -y for -iest</p> <p><b>heavy -----the heaviest</b></p> <p><b>happy -----the happiest</b></p>	<p><b>Rule 4</b></p> <p>Finally, we have three irregular adjectives</p> <p><b>good -----the best</b></p> <p><b>bad----- the worst</b></p> <p><b>far -----the farthest / the furthest</b></p>



**Practice makes perfect!**

**Activity 1.6**

**Write the superlative form of the following adjectives.**

<u>adjective</u>	<u>comparative</u>	<u>superlative</u>
1. strong	stronger than	_____
2. bad	worse than	_____
3. expensive	more expensive than	_____
4. busy	busier than	_____
5. long	longer than	_____
6. easy	easier than	_____
7. good	better than	_____
8. serious	more serious than	_____
9. pretty	prettier than	_____
10. important	more important than	_____



**But, how can you write sentences using superlatives?**

**Read the following examples:**

**In Eric's family:**

Tom is **the oldest**.

Eric is **the youngest**.

Rachel is **the tallest**.

Eric is **the thinnest**.

To write sentences it is very important that you use the word **the** plus the **correct superlative form of the adjective**.

Tom is **the oldest** in the family.

Eric is **the shortest** in the family

**It's time to work!**

**Activity 1.7**

**Order the following words to form sentences.**



1. my I funniest am the in family person	
2. is in the most her Susana class intelligent	
3. most Lamborghinis the are expensive cars	
4. best Leonardo Di Caprio 2017 is the actor of	
5. the is most Sam school boy in handsome the	
6. my is most woman mom the beautiful	
7. food a is most delicious the hamburger	
8. my is most serious brother in my the family	
9. Mexico biggest is the City city in world the	
10. most drink champagne the is expensive	
11. the intelligent dolphins are most animals	
12. teacher person is the in my class oldest my	
13. is cake the chocolate best dessert	
14. dogs the Chihuahuas smallest are	
15. Nile the longest the is river	



Let's practice!

Activity 1.8

Now, underline the superlative form in the previous sentences.



You can get extra practice in the following links:

Listening

- [https://www.learnamericanenglishonline.com/Listening\\_Lab/Listening\\_Lab\\_Exercise\\_32\\_superlative\\_adjectives.html](https://www.learnamericanenglishonline.com/Listening_Lab/Listening_Lab_Exercise_32_superlative_adjectives.html) (revisado el 7 de mayo de 2018)

Activities

[http://www.learnamericanenglishonline.com/Listening\\_Lab/Listening\\_Lab\\_Exercise\\_32\\_superlative\\_adjectives.html](http://www.learnamericanenglishonline.com/Listening_Lab/Listening_Lab_Exercise_32_superlative_adjectives.html)

(revisado el 7 de mayo de 2018)

- [http://www.carmenlu.com/first/grammar/superlative1\\_1.htm](http://www.carmenlu.com/first/grammar/superlative1_1.htm)(revisado el 7 de mayo de 2018)
- <http://jerome.boulinguez.free.fr/english/file/hotpotatoes/superlatives.htm>(revisado el 7 de mayo de 2018)

Complete one of the sentences with the comparative form and the other with the superlative form.

Dogs are \_\_\_\_\_ mice (big)

Dogs are \_\_\_\_\_ pets in the world! (good)

ANSWERS: Dogs are bigger than mice. Dogs are the best pet in the world!



Are you sure about it?

When do you use comparatives?

When do you use superlatives?

What's the difference between them?



### Take a look at this!

In the first sentence “A dog is bigger than a mouse”, we are comparing dogs versus mice, just **two elements**. In the second sentence “A dog is the best pet in the world”, we are comparing dogs with all the other pets (cats, mice, fish, etc.), that means **one element versus a group**.



A dog is bigger than a mouse.



A dog is the best pet in the world



### Let's practice!

#### Activity 1.9

Read the following sentences. What do you need to complete them? The comparative form? Or the superlative? Circle the correct option.

- |                                       |                          |                         |
|---------------------------------------|--------------------------|-------------------------|
| 1. My friends are _____ me.           | a) shorter than          | b) the shortest         |
| 2. Math is _____ subject for me.      | a) more difficult than   | b) the most difficult   |
| 3. I think I'm _____ person in class. | a) more intelligent than | b) the most intelligent |
| 4. Hulk is _____ Iron Man.            | a) stronger than         | b) the strongest        |
| 5. Turtles are _____ mice.            | a) better than           | b) the best             |
| 6. Eggplant is _____ vegetable.       | a) worse than            | b) the worst            |





**Go ahead Puma!**

**Activity 1.10**

Look at the pictures and write 6 sentences, (3 comparatives and 3 superlatives). Use the adjectives given.



**elephant**



**lion**



**dog**



**snail**

1. (fast / comparative)\_\_\_\_\_.
2. (dangerous / comparative)\_\_\_\_\_.
3. (heavy / comparative)\_\_\_\_\_.
4. (slow / superlative)\_\_\_\_\_.
5. (big / superlative)\_\_\_\_\_.
6. (heavy / superlative)\_\_\_\_\_.



**Go ahead Puma!**

**Activity 1.11**

Now, let's compare different places. Write 6 sentences, (3 comparatives and 3 superlatives). Use

the adjectives given.



**London**



**Rio de Janeiro**



**Tokyo**

1. (exciting / comparative)\_\_\_\_\_.
2. (big / comparative)\_\_\_\_\_.
3. (modern / comparative)\_\_\_\_\_.

4. (boring / superlative)\_\_\_\_\_.
5. (big / superlative)\_\_\_\_\_.
6. (interesting / superlative)\_\_\_\_\_.



### How can you write a short paragraph?

A paragraph is a group of sentences about an idea. Each paragraph must have a principal idea or main sentence, and supporting sentences (examples and / or explanations).

**For example:**

#### Main idea

I think Mexico City is the best city in the world. <sup>1</sup> There are a lot of things to do there, you can go sightseeing to Angel de la Independencia or Monumento de la <sup>2</sup> Revolución or you can go to one of its museums. <sup>3</sup> People are friendly and they are **also** very nice whenever you need something. Besides its food is one of the most delicious and you can **also** find a great variety. I just love Mexico City!

In this case the main idea is that “Mexico is the best city in the world” and you can find three supporting ideas 1. the activities you can do, 2. the people and 3. The food.

Another important aspect when writing a paragraph is using connectors (and, but, etc.) to join your ideas. If you want to add information you can use “also” next to a verb. For example:

People are friendly and they are **also** very nice whenever you need something.  
+



### Now, challenge yourself!

#### Activity 1.12

**Write a short paragraph (10 sentences) in which you compare Mexico City with another city. Do not forget to use comparatives, superlatives, and, but, also to join your sentences, and adjectives such as clean, polluted, exciting, boring, interesting, old, modern, etc.**



**Take a look at this!**

Do not forget that punctuation marks and spelling rules are essential when writing. They help you show the reader where sentences start and where they finish. They also make sentences easier to understand. In the writing part of your exam spelling and punctuation will be graded.

Here you have some of the most common punctuation marks and spelling rules:

Punctuation mark / spelling rule	Explanation	Example
CAPITAL LETTERS	<ol style="list-style-type: none"> <li>1. Use a capital letter for the personal pronoun 'I':</li> <li>2. Use a capital letter to begin a sentence.</li> <li>3. Use a capital letter for days of the week, months of the year, holidays.</li> <li>4. Use a capital letter for countries, languages &amp; nationalities, religions.</li> <li>5. Use a capital letter for people's names and titles.</li> <li>6. Use a capital letter for trade-marks and names of companies and other organizations.</li> <li>7. Use a capital letter for cities, places and monuments.</li> </ol>	<p>What can <b>I</b> say?</p> <p><b>The</b> man arrived. <b>He</b> sat down.</p> <p><b>Monday</b>, <b>January</b>, <b>Christmas</b></p> <p><b>China</b>, <b>Chinese</b>, <b>Christianity</b></p> <p><b>Dr. Marco Smith</b></p> <p><b>Toyota</b>, <b>Coca Cola</b></p> <p><b>London</b>, <b>Mexico City</b>, the <b>Eiffel Tower</b></p> <p><b>Star Wars</b>, <b>The Lion King</b></p>

	8. Use a capital letter for titles of books, poems, songs, plays, films etc.	
Apostrophe ‘	1. It is used to show a contraction 2. It is used to show the possessive case	I’m = I am Janet’s house
Period .	It is used to note the end of a declarative sentence.	Sandra was born in 1997.
Comma ,	It is used to separate phrases or items in a list.	We need to buy milk, eggs, fish, and juice.
Colon :	1. It is used before a list or quote.  2. It is used to separate hours and minutes.	There are a lot of punctuation marks: comma, period, colon, etc.  It’s 12:25
Exclamation point !	It is used to show excitement or emphasis.	I’m so happy!
Question mark ?	It is used at the end of a question.	Do you have siblings?

If you want to know more about punctuation marks, you can get in the following links:  
<https://www.thepunctuationguide.com/period.html> (revisado el 4 de junio de 2018)  
<http://www.enchantedlearning.com/grammar/punctuation/> (revisado el 5 de junio 2018)



**Now, challenge yourself!**

**Activity 1.13**

**Go back to the text you wrote in activity 1.13 and check the use of punctuation marks and capital letters.**



Take a look at this!

A synonym is a word that means the same or the meaning is nearly the same as another word.

**For example: comfortable = cozy**

You can use a dictionary to look for synonyms. In fact there are thesaurus (synonyms) dictionaries. Here you have some

on-line dictionaries you can use.

<http://www.wordreference.com/> (revisado el 5 junio)

<https://en.oxforddictionaries.com/> (revisado el 5 de junio)



**Let's do it!**

**Activity 1.14** Look for synonyms for the following adjectives.

Adjective	Synonym
1. Beautiful	_____
2. Rich	_____
3. delicious	_____
4. handsome	_____
5. fat	_____
6. thin	_____



**Keep Going!**

**Activity 1.15**

**Make a drawing of two of your friends and one of yourself. Compare yourself with both of your friends, use comparatives and superlatives and the following adjectives: tall, short, thin, fat, old, young, beautiful, good-looking, serious etc. DO NOT write the sentences, do it orally! If you have the opportunity, get a friend/teacher who listens to you.**

You	Your friend



**You can get extra practice in the following links:**

### **Listening**

- <https://englishayamonte.blogspot.mx/2011/01/second-year-listening-comparatives-and.html> (revisado el 7 de mayo de 2018)
- <http://esol.britishcouncil.org/content/learners/grammar-and-vocabulary/grammar-lessons/my-favourite-country-comparatives-and> (revisado el 7 de mayo de 2018)

### **Activities**


- [https://elt.oup.com/student/solutions/preint/grammar/grammar\\_04\\_012e?cc=mx&selLanguage=en](https://elt.oup.com/student/solutions/preint/grammar/grammar_04_012e?cc=mx&selLanguage=en) (revisado el 7 de mayo de 2018)
- <https://www.ego4u.com/en/cram-up/grammar/adjectives-adverbs/adjectives/exercises> (revisado el 7 de mayo de 2018)

**So far you have practice how to use comparatives and superlatives to compare things, people and places in sentences. Now, it is time for you to practice conversations.**

### **Take a look at this!**



If you are taking part in a conversation it is necessary for you to make questions using comparatives and superlatives. Look at some examples:





**Let's practice!**

**Activity 1.16** Look at the picture. Use the prompts below to write questions and answers.



1. A: (Who / old / person) \_\_\_\_\_  
B: Jorge is the oldest person in the family.
2. A: Is Ivan younger than Paco?  
  
B: (Yes) \_\_\_\_\_.
3. A: (Carlos / tall / Claudia) \_\_\_\_\_?  
B: Yes, he is.
4. A: Who is the shortest person?  
B: \_\_\_\_\_.
5. A: (Jorge / thin / Carlos) \_\_\_\_\_?  
B: No, he isn't.



**the questions.**

**Let's do it!**

**Activity 1.17** Can you think of more questions? Write five more questions but this time about your own family / friends. If it is possible, get a classmate / teacher to answer

1. A: \_\_\_\_\_?  
B: \_\_\_\_\_.
2. A: \_\_\_\_\_?


- B: \_\_\_\_\_.
3. A: \_\_\_\_\_?
- B: \_\_\_\_\_.
4. A: \_\_\_\_\_?
- B: \_\_\_\_\_.
5. A: \_\_\_\_\_?
- B: \_\_\_\_\_.



**It's time to show what you know!**

**Activity 1.18**

**Look at the picture. Use the following prompts to ask questions, but this time DO NOT write the questions, get a teacher / classmate to help you with the answers. Then change roles.**



**You can get extra practice in the following links:**

**Listening**

- [https://www.youtube.com/watch?v=KLE5yPZa\\_Ow](https://www.youtube.com/watch?v=KLE5yPZa_Ow) (revisado el 7 de mayo de 2018)

**Activities**

- <https://www.eslconversationquestions.com/comparatives/> (revisado el 7 de mayo de 2018)
- <https://www.thoughtco.com/dialogue-the-city-and-the-country-1210079> (revisado el 7 de mayo de 2018)



# Self test Unit 1

I. Put a check ( ✓ ) if the adjective is in the comparative form (there are 7). If it is easier for you, highlight it.

1. John is old( )
2. My History class is more boring than my English class. ( )
3. Clara is more beautiful than Susy. ( )
4. Children are happier than adults. ( )
5. My school is very big.( )
6. I'm younger than you. ( )
7. Cats are cleaner than dogs. ( )
8. Soda is bad for you. ( )
9. My dog is fatter than yours. ( )
10. Cakes are better than ice cream. ( )

How many comparatives do you have?

7: Excellent! You can identify comparatives.

6-4: Nice! You may need some extra practice.

3-2 correct: Good, but you need to practice more.

II. Put a check ( ✓ ) if the adjective is in the superlative form (there are 7). If it is easier for you, highlight it.

1. You are the smartest person I know. ( )
2. Canada is a beautiful country ( )
3. Jazmin is my best friend. ( )
4. Mosquitoes are the most annoying animals. ( )
5. That is a very nice movie. ( )
6. My uncle is a tall person. ( )
7. Ivan is the most serious person in my family. ( )
8. Gabriela has the longest hair. ( )
9. Tomas is the nicest person in my class. ( )
10. Sharks are the most dangerous animals. ( )

How many superlatives do you have?

7: Excellent! You can identify comparatives.

6-4: Nice! You may need some extra practice.

3-2 correct: Good, but you need to practice

**III. Complete the following sentences with the correct form of the adjective in parenthesis.**

1. Carlos is \_\_\_\_\_ his sister. (young)
2. Everyone in my family sing well, but my mom is \_\_\_\_\_ singer. (good)
3. China is \_\_\_\_\_ country. (crowded)
4. A dog is \_\_\_\_\_ a hamster. (big)
5. Apples are \_\_\_\_\_ chips. (healthy)
6. A knife is \_\_\_\_\_ a spoon. (dangerous)
7. I think English is \_\_\_\_\_ subject. (easy)
8. Cars are \_\_\_\_\_ bikes. (fast)
9. The weather today is \_\_\_\_\_ yesterday. (good)
10. Stephen Hawking was \_\_\_\_\_ man in the world. (intelligent)

**How many correct ones do you have?**

**10-9: Excellent! You can identify comparatives.**

**8-7: Nice! You may need some extra practice.**

**6-5 correct: Good, but you need to practice more.**

**4 or less: You need to check the explanation again.**

**IV. As it is the end of Unit 1, think about your progress. Grade the following activities with the number that best describes how you feel 1 (difficult for me) 5 (easy for me)**

1. Identify comparative form.	1	2	3	4	5
2. Identify superlative form.	1	2	3	4	5
3. Know when to use comparatives or superlatives.	1	2	3	4	5
4. Use comparatives and superlatives in sentences.	1	2	3	4	5
5. Use comparatives and superlatives to talk about differences (people, things, places).	1	2	3	4	5
6. Have a conversation using comparatives and superlatives.	1	2	3	4	5

# Unidad 2

Expresar la existencia de personas, objetos y lugares en el pasado.

**PROPÓSITO:** Al finalizar la unidad, el alumno: será capaz de describir, oralmente y por escrito, personas, lugares y eventos para referirse a acontecimientos pasados.

**Aprendizaje 1.** Identifica la descripción de personas, lugares y objetos en el pasado, en textos orales y escritos.

**Aprendizaje 2.** Reconoce la existencia de personas, lugares y objetos en el pasado, en textos orales y escritos.

**Aprendizaje 3.** Identifica en textos orales y escritos, experiencias o acontecimientos ocurridos en el pasado.

**Aprendizaje 4.** Describe sucesos personales y escolares para compartir experiencias pasadas propias y de otros, de manera oral y escrita.



A description is a vivid imagery. You can create a clear picture in your mind with the information included in a description you hear or read. The information is organized and sequence. The description includes general information and specific details: of people, places and things.

### **PRESENTATION**

In order to learn to describe people, things/objects and places to talk about past events you will require to develop skills and knowledge about form, meaning and use of language, as well as communicative and social uses of it (linguistic, sociolinguistic and pragmatics). Here you will find a series of examples explanations and activities to develop the necessary communicative competence that may help you to prepare your extraordinary evaluation.

### **CONTENT:**

1. Past tense
2. Time expressions
3. Verbs in past tense
4. Spelling rules with regular verbs in past
5. Verb To Be in past: was-were
6. Recognize and describe experiences in the past
7. Developing skills:
  - Written Comprehension/reading comprehension
  - Oral comprehension/listening comprehension
  - Oral expression/Producción oral
  - Written expression/Written production

## PAST TENSE

### a) Form:

**Affirmative.** Subject + verb past + time expression.

*Mary went to Acapulco last weekend.*

**Negative.** Subject + didn't + verb in base form + time expression.

*Paco didn't go to the museum.*

**Yes/No question.** Did + subject + verb in base form + time expression?

*Did you finish Math homework yesterday?*

*Yes, I did/No, I didn't.*

**Wh question.** What/When/Where + did + subject + verb in base form?

*When did Del Toro receive the Oscar Award?*

*In 2018.*

### 8. Meaning:

It is used to:

- \* talk about what happened at a definite time in the past.
- \* express the idea that an action started and finished at a specific time in the past.

It uses time phrases/expressions in the past: yesterday, two days ago, in 2010.

### 9. Use/Usage:

Past tense is used to describe how people, places and things were in the past.

## TIME EXPRESSIONS IN THE PAST.

We use time expressions to talk about different actions in the past:

10. to show the order of events: *First, second, third, so, then finally.*
11. to say the exact date/time/day when the action happened:  
*Yesterday, last week, three days ago, in 2010, when I was born.*



### Activity 2.1

Write the pairs/equivalents.

1. Today is Friday and the action happened yesterday=24 hours ago; last Thursday
2. Today is Monday and the action happened a week ago=Seven days before.
3. Today is Wednesday and the action happened last Monday= \_\_\_\_\_
4. Today is Saturday and the action happened on Monday= \_\_\_\_\_
5. We are in 2018 and the action happened in 2015= \_\_\_\_\_



### Activity 2.2

Choose the right option.

1. My mom and I went shopping... (a) twice a day (b) yesterday morning
2. I watered the plants... (a) two days ago (b) for 5 years
3. My brother... climbed the Iztaccihuatl Volcano. (a) already (b) yet
4. We went dancing... (a) since 2 hours (b) five days ago

### VERBS IN PAST TENSE

Verbs in past tense can take one of these two forms. You have to learn their spelling and pronunciation. Read the information below and reflect.



### Activity 2.3

Organize the following verbs in alphabetical order.  
Number 1 to 20.

- |           |           |          |             |
|-----------|-----------|----------|-------------|
| ( ) Move  | ( ) Close | ( ) Wait | ( ) Need    |
| ( ) Play  | ( ) Want  | ( ) Stop | ( ) Arrive  |
| ( ) Paint | ( ) Start | ( ) Look | ( ) Watch   |
| ( ) Cry   | ( ) Visit | ( ) Step | ( ) Explain |
| ( ) Cook  | ( ) Hate  | ( ) Love | ( ) Dance   |

\* Now it's time to recognize pronunciation and spelling.

**Pronunciation:** There are three sounds /t/ /d/ /id/.



### Activity 2.4

Listen to the verbs in 2.3, in past, and cross the appropriate option of the ending.

- |                  |                  |                  |                  |
|------------------|------------------|------------------|------------------|
| 1. /t/ /d/ /id/  | 2. /t/ /d/ /id/  | 3. /t/ /d/ /id/  | 4. /t/ /d/ /id/  |
| 5. /t/ /d/ /id/  | 6. /t/ /d/ /id/  | 7. /t/ /d/ /id/  | 8. /t/ /d/ /id/  |
| 9. /t/ /d/ /id/  | 10. /t/ /d/ /id/ | 11. /t/ /d/ /id/ | 12. /t/ /d/ /id/ |
| 13. /t/ /d/ /id/ | 14. /t/ /d/ /id/ | 15. /t/ /d/ /id/ | 16. /t/ /d/ /id/ |
| 17. /t/ /d/ /id/ | 18. /t/ /d/ /id/ | 19. /t/ /d/ /id/ | 20. /t/ /d/ /id/ |

**Spelling:** When writing expressions in past, the verb has special forms. Look at the following rules.

#### Spelling rules with regular verbs in past:

- Verbs ending in –e add d only: **like-liked, arrive-arrived.**
- Verbs with one syllable that end in consonant-vowel-consonant, double the final consonant: **stop-stopped, rob-robbed.**
- Verbs ending in a consonant + -y, change the –y into i and add ed: **study-studied, cry-cried.**
- Verbs ending in a vowel + -y, add ed: **play-played, stay-stayed.**



### Activity 2.5

Write the verbs of activity in 2.3, in both forms, present and past.

1. \_\_\_\_\_ 2. \_\_\_\_\_
3. \_\_\_\_\_ 4. \_\_\_\_\_
5. \_\_\_\_\_ 6. \_\_\_\_\_
7. \_\_\_\_\_ 8. \_\_\_\_\_
9. \_\_\_\_\_ 10. \_\_\_\_\_
11. \_\_\_\_\_ 12. \_\_\_\_\_
13. \_\_\_\_\_ 14. \_\_\_\_\_
15. \_\_\_\_\_ 16. \_\_\_\_\_
17. \_\_\_\_\_ 18. \_\_\_\_\_
19. \_\_\_\_\_ 20. \_\_\_\_\_



### Activity 2.6

Listen to the verbs in bold letters and recognize past form. Next match the columns to connect present form with past form. Write number in the parentheses.

- |                  |            |                |            |
|------------------|------------|----------------|------------|
| 1. Go            | ( ) ran    | 11. Hurt       | ( ) bought |
| 2. Give          | ( ) ate    | 12. Teach      | ( ) hurt   |
| 3. Sit           | ( ) drank  | 13. Spend      | ( ) threw  |
| 4. Have          | ( ) went   | 14. Sell       | ( ) cost   |
| 5. Come          | ( ) got up | 15. Throw      | ( ) got    |
| 6. Get up        | ( ) gave   | 16. Fall       | ( ) sold   |
| 7. Write         | ( ) sat    | 17. Catch      | ( ) taught |
| 8. Eat           | ( ) came   | 18. Buy        | ( ) caught |
| 9. Run           | ( ) wrote  | 19. Cost       | ( ) spent  |
| 10. <b>Drink</b> | ( ) had    | <b>20. Get</b> | ( ) fell   |





### Activity 2.7

Questions and answers in past. Cross the right option.

1. A: I'm really sad?  
B: Why?  
A: I **(a) didn't (b) wasn't** see my girlfriend at school.
2. A: Why **(a) weren't (b) didn't you** answer the cellphone lastnight.  
B: I was out. I went to the cinema.
3. A: Why were you in a hurry?  
B: I **(a) forget (b) forgot** my laptop in the library.
4. A: **(a) Did (b) Were** you do Math homework?  
B: Yes, sure. It took me two hours.
5. A: Remember the party we went last week?  
B: Yes, Why?  
A: **(a) There was (b) There were** so many handsome boys!!!
6. A: **(a) Did (b) Were** the kids alone yesterday?  
B: No, we took them to the park.
7. A: We **(a) had (b) have** English class in the park.  
B: Really? Why?  
A: We went to make a written description of the place.
8. A: Did you finish reading the literary essay?  
B: Yes, I **(a) were (b) did**.
9. A: Did you go to the Friend Cultures Fair? A:  
Yes, why?  
B: **(a) Was there (b) Were there** any African stand? I'm really interested on that.

## TO BE IN PAST: WAS- WERE

**Form.** The form of verb *to be* in past tense takes two forms: was and were/wasn't and weren't:

WAS-WERE								
POSITIVE					NEGATIVE			
I	was				I	wasn't		
You	were				You	weren't		
He/SHE/IT	was				He/SHE/IT	wasn't		
We	were	Young.			We	weren't	old.	
You	were				You	weren't		
They	were				They	weren't		
INTERROGATIVE			SHORT ANSWER (+)			SHORT ANSWER (-)		
Was	I			I	was		I	wasn't
Were	You			You	were		You	weren't
Was	He/SHE/IT	Young?	Yes,	He/SHE/IT	was		He/SHE/IT	wasn't
Were	We			We	were	No,	We	weren't
Were	You			You	were		You	weren't
Were	They			They	were		They	weren't

**Meaning.** It refers to a state in the past and is commonly found in descriptions of people, places and things.

**Use.** Was and were describe characteristics like: nationality, size, color, temperature, shape, personality, appearance, feelings and emotions.

### What do people look like?

<b>Height:</b> tall, short, medium	<b>Build:</b> Slim, plump, well built	<b>Age:</b> young, middle-aged
<b>Face:</b> round, oval, with freckles	<b>Hair:</b> Bald, curly, spiky	<b>Eyes:</b> Big, blue, hazel
		<b>Clothes:</b> Casual, smart, messy



### Activity 2.8

Match the columns with a line.

- |                     |                      |
|---------------------|----------------------|
| 1. Nationality      | ( ) 20 years old     |
| 2. Size             | ( ) blue-pale        |
| 3. Color            | ( ) beautiful-ugly   |
| 4. Temperature      | ( ) big-small        |
| 5. Occupation       | ( ) teacher          |
| Shape               | ( ) cold-hot         |
| 6. Personality      | ( ) serious-arrogant |
| 7. Appearance       | ( ) Colombian        |
| 8. Feeling/Emotions | ( ) Square-round     |
| 9. Age              | ( ) happy-sad        |



### Activity 2.9

Fill in the blanks with the appropriate option.

- a) was b) was born c) wasn't (2) d) wasn't born e) were  
f) were/born g) weren't (2) h) weren't born

- Albert Einstein \_\_\_\_\_ American. He was German.
- A: \_\_\_\_\_ Laurel and Hardy, "El gordo y el flaco", \_\_\_\_\_ in France?  
B: No, Oliver was an American actor and Hardy was a British actor.
- Porfirio Díaz \_\_\_\_\_ in Spain. He was president of Mexico for 30 years.
- Amy Winehouse \_\_\_\_\_ in Britain and died in 2011.
- Maddona and Di Caprio \_\_\_\_\_ in Italy, they were born in The U.S.A.
- Barak Obama \_\_\_\_\_ 43 when Americans elected him president of The U.S.A. But John F. Kennedy was.
- Beyoncé and Victoria Beckham \_\_\_\_\_ beautiful children, they said they were ugly as teenagers.

8. As a child, Donald Trump \_\_\_\_\_ arrogant, thin skinned and liked to pull girl's hair.
9. Hurracaines in Mexico in the past \_\_\_\_\_ as frequent as in the last decades.
10. A: How did Guillermo del Toro and Alejandro González Iñárritu feel when they won the Oscar Award?  
B: They \_\_\_\_\_ really happy.



### Activity 2.10

Fill in the blanks with the appropriate option.

- a) were (2)    b) weren't (2)    c) was (2)    d) wasn't

1. Walkman \_\_\_\_\_ on the market in 1980, before the Nintendo.
2. Motorola cellphones \_\_\_\_\_ on the market in 1980. They were on the market in 1984.
3. Apple and Atari Console \_\_\_\_\_ on the market in 1976 and 1977 respectively.
4. American Movil a good business in the XX century.
5. A: \_\_\_\_\_ radars, tea bags and diodes invented in 1906? B: Yes they were.
6. A: Was Sinaloa State a safe place to live 10 years ago? No, it \_\_\_\_\_.
7. A: Were Guerrero and Oaxaca popular places to visit last year. No, they \_\_\_\_\_.

### RECOGNIZE AND DESCRIBE EXPERIENCES IN THE PAST

A description is a vivid imagery. You can create a clear picture in your mind with the information included in a description you hear or read in the past. The information is organized and sequence. The description includes general information and specific details: of people, places and things.

#### Process:

1. Recognize/Think useful language according to the topic: verbs, adjectives and adverbs.
2. Recognize/ use punctuation and capitalization properly.
3. Identify/write complete sentences in a sequence

4. Identify/use punctuation and connectors to link sentences.
5. Descriptions require of organization and sequence.

You can use the following questions to guide your identification, recognition and expression of descriptions.

**6. About about people's past:**

Where and when was he/she from? they from?	Where and when were they from?
Who were his/her relatives? relatives?	Who were their relatives?
What was his/her profession? professions?	What were their professions?
What was an important date and achievement? dates and achievements?	What were important dates and achievements?
When did he/she die?	When did they die?

**7. About thing(s) people did/bought/watch/read/play last weekend:**

What was it?	What were they?
What time did you do it?	What time did you do them?
Where did you do it?	Where did you do them?
Was it fun?	Where they fun?
Did you like it?	Did you like them?

**8. About places people visited/heard about/read about/investigate about:**

What place was it?	What places were there?
Where is it located?	Where were they located?
Why is it interesting/ beautiful/attractive? beautiful/attractive?	Why is it interesting/ beautiful/attractive?
Did you like it?	Did you like them?

# DEVELOPING SKILLS

## WRITTEN COMPREHENSION.

When you have a written comprehension exercise do the following:

11. Identify the communicative kind of text, source and topic.
12. Predict the content: language and information.
13. Practice global and selective reading to get the general idea and specific information.
14. Apply comprehension strategies: overview, underline, take short notes: key words and numbers, dates, etc.
15. Read the questions before you read.



### Activity 2.11

**Read the questions and the text. Identify proper names and phrases in past (mark/underline). Identify the specific information requested and answer the questions.**

a) **Harry Potter** is a novel written by the British J.k. Rowling in seven fantasy books. The author told the adventures of a young wizard, Harry Potter and his friends Ron Weasley and Hermione Granger. They studied in Hogwarts School of Witchcraft and Wizardry.

1. What does the text describe (a) a person (b) a place c) a thing
2. What is Harry Potter?
3. What is it about?
4. Who were Harry's friends?

# Harry Potter

b) **Lope de Vega** was a famous writer who was born in Madrid. He was a very intelligent man who wrote many plays. People could see these plays in many beautiful theaters. His fame made him popular with women.

1. What does the text describe (a) a person (b) a place c) a thing
2. What did he write?
3. Where was he born?
4. Who was he famous with?



c) **The temple of Artemis**, also sometimes known as the temple of Diana, was a great temple dedicated to the goddess Artemis. It was located in Ephesus, Turkey. The temple was built in the Bronze Age, it was rebuilt in the 7<sup>th</sup> century B.C. following a flood. It was destroyed and then rebuilt for the third time. It doesn't exist anymore, only fragments remain today.


1. What does the text describe (a) a person (b) a place c) a thing
2. What was it?
3. Who was Artemis?
4. Where was Ephesus?



### Activity 2.12

Read the text and fill in the blanks with the appropriate option.

### ROMANS AND GREEKS



Italian tribes 1. ( ) in contact with Greek culture and were influenced by it. Alphabet, weights and measures, coinage, goods and cults as well as the building of temples resulted from the influence of Greek civilization. Roman homes 2. ( ) more comfortable, had columns, statues, mosaics on floors, tapestries and painting on the walls. Romans 3. ( ) to recline on tables to eat. Other influences 4. ( ) trade, banking, administration, art, literature, philosophy and earth science.

**a) learn b) be (2) c) become**

Greece and ancient Rome, though similar, have many differences. Both countries 5. ( ) social class differences, different mythology and valued life differently. Ancient Greece 6. ( ) in the 5<sup>th</sup> century B.C. while Rome did hundreds of years later. It is believed that much of what Rome 7. ( ) in everyday life was adopted from the ancient Greeks with minor alterations.

**a) develop b) have c) use**

Socially, both 8. ( ) in hierarchy but 9. ( ) some differences: Greece 10. ( ) their social systems into five categories (slaves, freemen, metics, citizens and women). Society 11. ( ) women to be less than slaves. Rome society was divided into four different categories (free men, slaves, plebeians, and patricians).

**a) divide b) consider c) believe d) there are**

Women 12. ( ) citizens, if they were nor born into slavery, however they were not able to hold political offices or vote. In architecture, Greeks 13. ( ) three different architecture styles: Corinthian, Doric and Ionic. Romans 14. ( ) Grecian style, but 15. ( ) arches and aqueducts in their buildings.

**a) Incorporate (2) b) be c) adopt**

Both Greece and Rome are most famous for the myhtological stories; however, the Romans 16. ( ) them from the Greeks. An example is the famous manuscript the *Iliad*, produced by the Greeks. Nearly 700 years later, the Romans produced a similar manuscript, the *Aeneid*. Greek gods 17. ( ) beautiful bodies with gorgeous muscles. Roman gods 18. ( ) a physical apparence; it was just imagined by people. Greeks focused on their lives, but Romans 19. ( ) on their afterlife.

**a) focus b) adopt c) have d) do not have**



**Activity 2.13.**

**Based on the information from above, fill in the blanks with the verb form in past.**

- 1. \_\_\_\_\_ 2. \_\_\_\_\_
- 3. \_\_\_\_\_ 4. \_\_\_\_\_
- 5. \_\_\_\_\_ 6. \_\_\_\_\_
- 7. \_\_\_\_\_ 8. \_\_\_\_\_
- 9. \_\_\_\_\_ 10. \_\_\_\_\_
- 11. \_\_\_\_\_ 12. \_\_\_\_\_
- 13. \_\_\_\_\_ 14. \_\_\_\_\_
- 15. \_\_\_\_\_ 16. \_\_\_\_\_
- 17. \_\_\_\_\_ 18. \_\_\_\_\_
- 19. \_\_\_\_\_





### Activity 2.14

Read the text and fill out the table below.

Roman social classes structure	Greeks social classes structure	Roman architecture	Greek architecture	Roman Women	Greek women
-	-	Greek architecture plus:	-	-	-
-	-	-	-	-	-
-	-	-	-	-	-

### ORAL COMPREHENSION.

When you have an oral comprehension exercise do the following:

1. Identify the communicative situation: speakers and their relationship, place, time, topic.
2. Predict the content: language and information.
3. Apply comprehension strategies: practice global and selective listening to get the general idea and specific information.
4. Take short notes: proper names, key words and numbers, dates, etc.
5. Read the questions before you listen.
6. You usually have the chance to listen twice. Answer during the first time and confirm during the second.



### Activity 2.15

Listen and identify the communicative situation about a historic character in Mexico. In the table below predict content and take notes.

- a) Communicative situation:      b) Predict:      c) Take short notes:
- Speakers:
- Place:      -Content:

-Time:  
-Topic:

-Information:



### Activity 2.16

Listen and order the the events in the life of Gertrudis Bocanegra: The heroine of Pázcuaro.

- ( ) Her husband and son joined the Independence Movement.
- ( ) Her husband and son died at Puente de Calderón.
- ( ) She married a lieutenant and had five daughters and two sons.
- ( ) She read European writers and took a position in the Mexican Independence War.
- ( ) She served as messenger for the insurgents.
- (1) She was born in Pázcuaro, Michoacán.
- ( ) She was captured, tortured and imprisoned.
- (10) She was sentenced to death and executed at the age of 52.
- ( ) She was taken prisoner in 1817.
- ( ) She went to Pázcuaro to help the rebelds.



### Activity 2.17

Answer true or false. If it's incorrect, write the correct form.

1. Gertrudis Bocanegra was born in 1675. (T) (F)\_\_\_\_\_
2. Her father's name was Javier Advíncula. (T) (F)\_\_\_\_\_
3. She had advanced ideas about life and freedom. (T) (F)\_\_\_\_\_
4. The insurgents passed through Valladolid. (T) (F)\_\_\_\_\_



### Activity 2.18

Answer questions about specific information.

1. Which towns did she serve as messenger? \_\_\_\_\_
2. Who did she help to capture the city during the guerrilla? \_\_\_\_\_
3. Who took her prisoner in 1817? \_\_\_\_\_
4. Why was she tortured? \_\_\_\_\_
5. What was the crime she committed? \_\_\_\_\_
6. When was she executed? \_\_\_\_\_

### ORAL EXPRESSION

When you have an oral expression exercise do the following:

1. Plan your speech carefully by using: phrases in past, connectors to give a logical order or sequence (and, but, also and because).
2. Be careful with pronunciation of regular verbs in past: /d/ /t/ /id/.
3. Describe personal and academic experiences, including general information and specific details of people, places and things.



### Activity 2.19

Think of the last time you went shopping to buy a present and describe your experience orally.

Use these questions as a guide to prepare your speech.

Where did you go?

Who did you go with?

When did you go?

What did you see?

What did you buy?

Did you enjoy this experience?



### Activity 2.20

Remember the last time you went to the movies and describe your experience orally.

Where did you go?

Who did you go with?

When did you go?

What did you see?

What did you buy?

Did you enjoy this experience?

### WRITTEN EXPRESSION

When you have a written expression exercise do the following:

1. Plan your written composition carefully by using: phrases in past, connectors to give a logical order o sequence (and, but, also andbecause).
2. Be careful with spelling of verbs: regular and irregular.
3. Be careful with punctuation.
4. Describe personal and academic experiences, including general information and specific details of people, places and things.
5. Review spelling confusing words and correct use of punctuation marks.

#### Spelling some confussing words:

- Write double letter: *different, orally, recommend.*
- Th sound-spelling: *alphabeth, mythological, thought.*
- Words with gth: *bought, bright, night.*
- Apostrophe ('): *didn't, wasn't, weren't.*
- Similr speeling in English and Spanish: *government- gobierno.*
- Capital letters: *Chile, Sunday, May.*
- Verbs in past: *died, believed, met, started, hit.*
- Forst train your memory to correct words; second, use a bilingual dictionary to check spelling.



#### Activity 2.21

Correct the spelling mistakes.

feling: \_\_\_\_\_ \_ confortable: \_\_\_\_\_ finally: \_\_\_\_\_ \_ authorities: \_\_\_\_\_  
 \_\_\_\_\_ batle: \_\_\_\_\_ \_\_\_\_\_ died: \_\_\_\_\_  
 \_\_\_\_\_ \_\_\_\_\_

stoped:	_____	runned:	_____
promised:	_____	brought:	_____
were'nt:	_____	did'nt:	_____
married:	_____	opend:	_____
english:	_____	italian:	_____
Thersday:	_____	Wensday:	_____

**Using punctuation marks properly.** Punctuation is very important when writing.

Look at this sentence:

*WOMAN WITHOUR HER MAN IS NOTHING.*

There are two different forms of punctuating it, and two different meanings too.

- *A woman! Without her, man is nothing= a man is nothing.*
- *Woman without her man, is nothing= a woman is nothing.*

Study the table below: punctuation marks, examples and explanations and solve the activity.

### Common punctuation marks

Colon :	Comma ,	Semicolon ;	Question mark ?	Exclamation Mark !
<b>When to use them</b>				
<p>-Before a list or explanation.</p> <p>-To link two sentences, when the second is an explanation of the first.</p>	<p>-To make a pause in a paragraph (to connect two sentences).</p> <p>-To separate a series of</p>	<p>-To connect two sentences/clauses.</p> <p>-In combined or compound sentences, before some connectors.</p>	<p>-At the end of a direct question.</p>	<p>-At the end of a phrase or sentence to express an exclamation.</p>

	words of the same type.			
<b>Examples</b>				
<i>There are two types of verbs: regular and irregular.</i>	<i>-Mary went to Acapulco, I went to Huatulco.</i>	<i>-My friend bought a dress; my mom a sweater.</i>	<i>-Did you come alone? -Were they sick?</i>	<i>. -She was beautiful!</i>
<i>We have a good idea: you make the presentation and we make the poster.</i>	<i>-I visited museums, restaurants, parks and churches.</i>	<i>-We planned to take a break; in addition, we reserved dinner.</i>		



### Activity 2.22

Write the missing punctuation marks ( , . : ; ? ! )

1. Cristophoro Columbus discovered America\_\_\_\_\_
2. Did they finish math homework\_\_\_\_\_
3. Who went to the movies\_\_\_\_\_
4. It was a perfect day\_\_\_\_\_
5. I wrote a short story\_\_\_\_\_a poem\_\_\_\_\_a letter and and an essay.
6. It was lovely\_\_\_\_\_
7. They weren't long\_\_\_\_\_but short.
8. We liked beer\_\_\_\_\_you wine.
9. First he went to Africa. After that\_\_\_\_\_he married Jane.



**Activity 2.23**

**Think of the last time somebody asked you to lend him/her your homework and everything was fine. Write a 120 words composition.**

Use these questions as a guide. Write complete sentences (answers) to prepare your speech.

Who asked you the favor?

What was the favor he/she asked you?

Why did he need it? (**Because...**)

When did it happen?

Where did it happen?

Was there any problem? Explain.

---

---

---

---

---

---

---

---

---

---



**Activity 2.24**

**Think of the last time somebody asked you to asked you to lend him/her and everything went wrong. Write a 120 words composition.**

Use these questions as a guide. Write complete sentences (answers) to prepare your speech:

Who asked you the favor?

What was the favor he/she asked you?

Ehy did he/she need it? (**Because...**)

When did it happen?

Where did it happen?

Was there any problem? Explain.

---

---

---

---

---

---

---

---

---

## Self test Unit 2.

### I. READ AND MARK A, B OR C.

1. Cuauhtemoc Cardenas \_\_\_\_\_ for the presidency of Mexico in 1988.  
a) *runs*            (b) *ran*            (c) *run*
2. \_\_\_\_\_ lots of people in the march against "Femicidios" last weekend.  
a) *There are*    (b) *There was*        (c) *There were*
3. \_\_\_\_\_ math exam easy? B: Not at all. I failed it!  
a) *Did*            (b) *does*            (c) *Was*
4. A: Look at that passport. It was my grandfather's.  
B: Wow. He was an \_\_\_\_\_ man.  
(a) *Italian, tall and friendly* (b) *old, fast and modern*            (c) *attentive and caring*
5. A: \_\_\_\_\_ the students late at the English class?  
B: No, they weren't. They arrived at 6.59 am.  
a) *Was*            (b) *Were*            (c) *Did*
6. A: Why did you go to the library?  
B: I went to the library \_\_\_\_\_ I had to borrow some books.  
(a) *to*            (b) *because* (c) *for*
7. A: What did you have for breakfast this morning?  
B: I \_\_\_\_\_ ham and eggs.  
(a) *had*            (b) *have*            (c) *has*
8. Mom: Why do you arrive so late. The movie finished two hours \_\_\_\_\_.  
Son: We went to that new "tacos" stand for dinner.  
a) *ago*    (b) *since*            (c) *yet*



**II. COMPLETE THE FOLLOWING PARAGRAPH USING VERBS IN PARENTHESES.**

Last night I \_\_\_\_\_(be) at home watchimng T.V. when I \_\_\_\_\_  
(hear) a strange noise. Next, I \_\_\_\_\_(not turn off) the T.V. and  
\_\_\_\_\_ (walk) to the window. It \_\_\_\_\_(be) my neighbour kitten-cat  
that was lost. Finally, I \_\_\_\_\_(pick-up) and \_\_\_\_\_(take) him home.

**III. READ THE PARAGRAPH AND ANSWER THE QUESTIONS BELOW.**

**The first bicycle**



This “Running Machine” was invented by the German Baron Karl von Drais in 1817. This bicycle was made of wood and covered 13 km in less than an hour. It weighed 22 kg and had iron wheels and a rear-wheel brake. People bought thousands of bikes in this year.

Unfortunately, its fame banned due to the increasing number of accidents that led authorities to prohibit its use in different places in Europe.

*How did people call the first bicycle?* \_\_\_\_\_

*When was the bicycle invented?* \_\_\_\_\_

*How fast was this bicycle?* \_\_\_\_\_

*What material were the wheels made up?* \_\_\_\_\_

*How heavy was the bicycle?* \_\_\_\_\_

*How many bikes did people buy in a year?* \_\_\_\_\_

*What was the problem with this bicycle?* \_\_\_\_\_

**IV. USE THE WORDS IN THE TABLE TO FILL IN THE BLANKS.**

**a) built    b) extracted    c) found    d) grew    e) took    f) were**

Guanajuato is a State of Mexico and it is also Capital City of this State. In Colonial times, Guanajuato 1. \_\_\_\_\_ thanks to the rich minerals that were exploited in the mountains. The mines 2. \_\_\_\_\_ so rich that Guanajuato became a very influential city. At that time, the Mine “La Valenciana” 3. \_\_\_\_\_ and manufactured two-thirds of the word’s silver production of the world. In the 19<sup>th</sup> century people 4. \_\_\_\_\_ a group of mommies in the local cemetery. Years later, the state government 5. \_\_\_\_\_ a museum to preserve this mommy. The first war of the Mexican Independence 6. \_\_\_\_\_ place in Guanajuato. In this place ocurred battles

between insurgent warriors and royalist troops. Nowadays Guanajuato is one of the most beautiful Colonial Cities in Mexico and is famous for its history, architecture and cultural life.

**V. ON THE NET, FIND INFORMATION ABOUT A HISTORICAL SITE IN MEXICO (PUEBLA, MORELOS, ETC.), WRITE A PARAGRAPH (120 WORDS) AND PRESENT IT ORALLY.**

---



---



---



---



---



---



---



---



---



---

**VI. THINK ABOUT YOUR PROGRESS. GRADE THE FOLLOWING ACTIVITIES WITH THE NUMBER THAT BEST DESCRIBES HOW YOU FEEL 1 (DIFFICULT FOR ME) 5 (EASY FOR ME)**

1. Identify and recognize <u>descriptions</u> <b><i>in the past</i></b> . (people, places and objects/things).	1	2	3	4	5
2. Recognize <u>the existence on people, places and objects</u> <b><i>in the past</i></b> .	1	2	3	4	5
3. Identify, <u>in oral texts, experiences and events</u> happened <b><i>in the past</i></b> .	1	2	3	4	5
4. Identify, <u>in written form, experiences and events</u> happened <b><i>in the past</i></b> .	1	2	3	4	5
5. Describe, in written form, personal and academic events <b><i>in the past</i></b> .	1	2	3	4	5
6. Describe, in oral form, personal and academic events <b><i>in the past</i></b> .	1	2	3	4	5
7. Use <u>connectors /time expressions</u> to order sequence of actions <b><i>in the past</i></b> .	1	2	3	4	5

# Unidad 3

## Describir la secuencia de eventos pasados

**Propósito:** Al finalizar esta unidad podrás expresar la secuencia de sucesos ocurridos, de manera oral y escrita, para intercambiar información acerca de situaciones del pasado.

**Aprendizaje 1:** Identifica la secuencia de eventos del pasado, en textos orales y escritos, para establecer el orden en que ocurrieron.

**Aprendizaje 2:** Expresa relaciones de secuencia para relatar un evento que tuvo lugar en el pasado, de manera oral y escrita.

**Aprendizaje 3:** Solicita y proporciona información sobre eventos pasados para expresar sus experiencias y las de otros, de manera oral.

**Aprendizaje 4:** Intercambia información sobre una serie de eventos que tuvieron lugar en el pasado para relatar experiencias propias y de otros, de manera escrita.

When anyone describes an event that happened in the past, it is usually done by using verbs in past tense, and it is typically told following a chronological order. First, the beginning is told; second, what happened next is said; third the following actions are described, later the story continues, then the story is about to finish, and finally the end is the closing part.

You may notice that I used certain words that are called: *sequence markers*. These are: first, second, third, later, then, finally. These sequence markers, help us identify the order in which the action occurred.

The same thing happens when we describe how something occurred, for example, we may describe what we did this morning like this: **First**, I woke up at 7:15, **second**, I took a shower, **third**, I had breakfast; **then**, I studied English, and **finally**, I went out to play outside. So you see how the *sequence markers* **First, second, third, then, finally** help us organize the events in chronological order.

Let's start by reading an e-mail that Alejandro sent to Daniela about what he did last Saturday.

Image taken on January 16, 22018 from <https://i.pinimg.com/originals/96/0e/11/960e115186d0771a1dcb75800014d3d6.jpg>



Hi Danny:

Last Saturday, we went to Xochimilco; but first, we picked up my friend Alex at his house in Coapa, which was in our way to the Embarcadero.

When we got there, my mom parked her car near the Xochimilco Market, then we went inside and

ate a couple of *quesadillas*, they were delicious. After eating, we ran to the *trajineras* deck and my mother started negotiating the price, as there were different offerings, like having mariachis inside, or women cooking enchiladas, etc.

Later, we all voted for the *trajinera* with a mariachi, as we didn't want to eat while in the boat, and there we went. It was sunny and warm and there were not too many

boats in the canals. We had a very good time. I remember I sang *El Rey*, along with my brothers and people in other *trajineras* were clapping at our performance. Finally, at the end of the trip, we were allowed to drink sodas and clear our throats.

It was a great Saturday, and we enjoyed it a lot. I hope, next time you may come along.

Best wishes

Alejandro



**Let's practice!**

**Activity 3.1**

To identify the sequence of events, we should first underline all the past tense verbs that were used in the text.



**Activity 3.2**

Now write those past tense verbs in the following chart, and indicate their simple present tense in front of them.

PAST TENSE VERBS	SIMPLE PRESENT VERB
Went	go

Please, remember that there are sequence markers that help us identify the sequence of events, these are: first, second, third, later, then, finally.



### Activity 3.3

Now, let's locate these words in the text above and **highlight** them.



### Activity 3.4

Now let's order the right sequence for these markers in the box:

Later	second	then	finally	first	third
-------	--------	------	---------	-------	-------


### Timeline

A timeline is a graphic representation of the passing of time and it is used to show events in the order that they happen, printed on a continuous line.

For example, we can write the following text:

Last Saturday, first I got up late, second I did some exercise, third I took a shower, then, I had breakfast and finally I did my homework.

We may represent the above paragraph using a timeline as follows:

Got up late    did exercise    took a shower    had breakfast    did my homework

As you can see, the events described on the timeline, show the order in which they happen in graphic form, and they are easy to see and they mean the same as the paragraph.



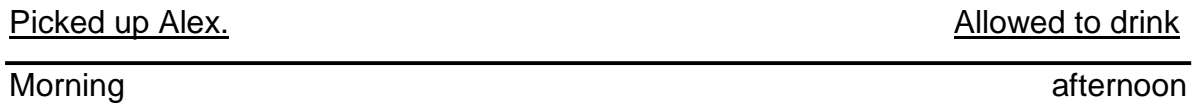
**Now let's practice.**

### **Activity 3.5**

**It is time to draw a timeline below; using the order of the sequence markers in Activity 3.1 above and the underlined verbs (from Activity 3.2) to visualize the sequence of events.**

Select five actions, between: "**First** we picked up Alex" and "**Finally** we were allowed to drink" and write them on the timeline below.

Last Saturday Timeline:



### **Diagram**

A timeline can also be represented as a diagram, which is the sequence of events in graphic form as follows:

For example, we can use the same text as in the diagram explanation:

Last Saturday, first I got up late, second I did some exercise, third I took a shower, then, I had breakfast and finally I did my homework.



As you may see, the diagram is similar to a timeline and it graphically represents a series of actions that occurred in chronological order.




### Activity 3.6

Now let's practice doing a diagram using this text:

Last Monday I got up early, I took a shower, I had breakfast, I read a book and I went to school.

Use the diagram below and fill it with the actions described above.



Now! Let's practice listening!

### Activity 3.7

Let's practice listening to *The story of Alice and Josh*. Please go to YouTube and go the the link:

<https://www.youtube.com/watch?v=1n6tFsK8ZKY>

Then, fill in the following table with the verbs used in describing the story:

Implied SEQUENCE MARKERS	VERBS
First	
Second	
Third	
Later	
Then	
Finally	





### Activity 3.8

Now, please write down the same story, but using the sequence markers:

You should start like this:

*First, Josh asked Alice to dinner, second*

---

---

---

---

---

---

---

---

### Describing and writing events that happened in the past in chronological order

Please remember that we use the simple past tense, when we want to describe events in chronological order.

We may start, oral or written sentences with linking phrases such as: **'First,' 'Second,' 'Third,' 'Then,' 'Next,' 'Finally,'** to connect sentences and show time relationships in your narrative writing. In the following examples, you may notice that each event occurs in succession.

*First, we flew to New York on our great adventure. After New York, we moved on to Philadelphia. Then, it was on to Florida for some scuba diving.*

*After breakfast, I spent a few hours reading the newspaper. Next, I played softball with my son.*

*First, I got up and went to the kitchen, then I opened the door and looked into the fridge.*

*First, she arrived in Guadalajara, took a cab, and checked in to her hotel. Next, she had some dinner in a restaurant. Finally, she visited a friend before she went to bed.*



**Now! Let's practice writing!**

**Activity 3.9**



**Do you remember what happened the first day you entered CCH? What did you feel? What was your first reaction? What was your impression about your new classmates? Who was very shy? Who was very talkative?**

Image taken on may 29, 2018 from <https://encrypted-tbn0.gstatic.com/images?q=tbn:ANd9GcQqKZj-4hU3yRCViHqwf66grsb1Ozo8g9BWUoiYma64WAckORy>

Write 100 words in English about that first day at CCH. Remember to use sequence marks like: *first, second, third, later, then, finally*. You should also link your ideas using *and, but, or, also* and *because*.

You should start like this:

When I got to CCH the first time, I felt,  
\_\_\_\_\_  
\_\_\_\_\_  
\_\_\_\_\_  
\_\_\_\_\_  
\_\_\_\_\_  
\_\_\_\_\_  
\_\_\_\_\_

Once you have finished and reviewed your writing, look at the table below, tick the appropriate box in the table for each line, then add the points and see how well you did.

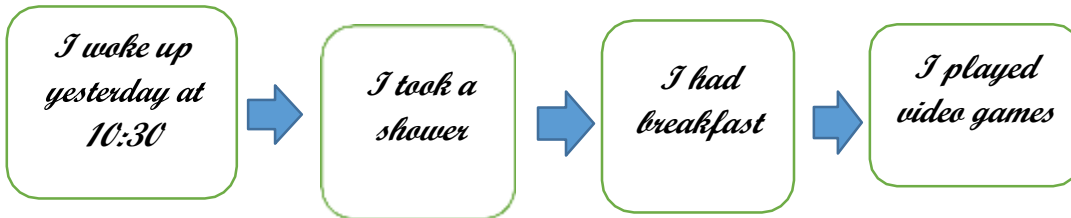
### Rubric

<b>POINTS &gt;&gt;&gt;</b>	<b>3</b>	<b>2</b>	<b>1</b>	<b>0</b>
<b>Did you /</b>				
Use regular verbs in past tense; how many did you use?	More than six	six	three	none
Use irregular verbs in past tense; how many did you use?	More than six	six	three	none
Use sequence markers like <i>First, second, third, later then, finally?</i>	More than four	four	two	none
Use punctuation marks, like: commas (,), period (.), upper case letters in the beginning and names?  ie: <i>Pablo, Susana</i> , etc.	More than four	four	two	none
Use connectors like: <i>and, but, or, also, because?</i>	More than four	four	two	none
<b>TOTAL POINTS</b>				

How many points did you get? The closer to fifteen points, the better you are!

## Saying sentences with a time expression

To tell a story in English, sometimes, it is useful to use a diagram that may help you put your ideas in chronological order. That is called a cheat-chart. Example:



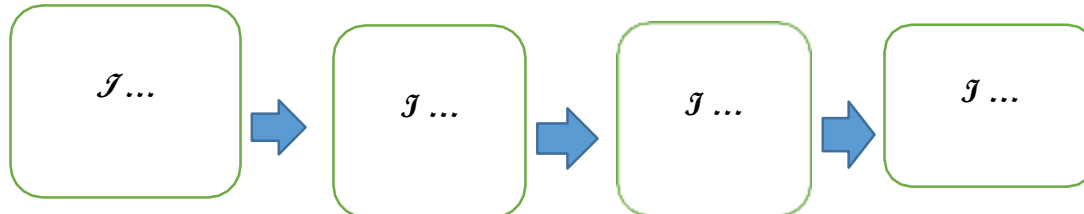
Now you can say: *yesterday, first I woke up at 10:30, second, I took a shower, then, I had breakfast and finally, I played video games.*



**Now! Let's practice speaking!**

### Activity 3.10

**Think about what you did last week end and write it in the diagram.**



Now, use your cell phone to record what you say and send it to a friend and ask him/her to tell you in Spanish what he/she understood.

## Celebrations, free time activities and recreational places

A conversation about past events, may be about a celebration; which is defined by Cambridge Dictionary as: **“a special social event, such as a party, when you celebrate something.”**

For example, in Mexico, we have many reasons to celebrate, for example: Independence Day, or “The Grito” on the night of September 15, Christmas, New

Year's Eve, women's 15<sup>th</sup> birthday, people's birthdays, wedding anniversaries, December 12<sup>th</sup>, which is Virgin of Guadalupe festivities, Day of the Dead.



Picture taken on May 29, 2018 from [https://www.google.com/search?q=celebraciones+mexico&rlz=1C2RNAN\\_enMX451&source=lnms&tbn=isch&sa=X&ved=0ahUKEwjz3s\\_Z26vbAhVEYKwKHb3OD9MQ\\_AUICigB&biw=1024&bih=494#imgrc=rKEFnf3LLf4DM:](https://www.google.com/search?q=celebraciones+mexico&rlz=1C2RNAN_enMX451&source=lnms&tbn=isch&sa=X&ved=0ahUKEwjz3s_Z26vbAhVEYKwKHb3OD9MQ_AUICigB&biw=1024&bih=494#imgrc=rKEFnf3LLf4DM:)

We may also talk, or write about what we did in our free time. Typically we do free time activities on weekends, holidays, Holy Week, and school vacation.

These free time activities are another topic to talk or write about what we did, and these activities are usually done in recreational places like: parks, stadiums, concert halls, Xochimilco, museums, etc.

Typical expressions about past celebrations, free time activities are as follows:

What did you do in your free time last week?

I played soccer in my free time last week,

I did some exercise in my free time.

I went to the stadium in my free time on Sunday.



**Now! Let's practice speaking!**

### **Activity 3.11**

Speak to an English teacher about a great celebration you participated, indicate the place, the sequence of events using *first*, *second*, *third*, *then*, *finally*. Remember to use verbs in past tense. Then, write 80 words about it.

## There was / there were expressions

We use the **there was / there were** expressions to indicate something that existed in the **past**.














Example: *When I went to Acapulco, **there were** many tourists in the city center and **there was** a lot of heat and humidity!*



### Activity 3.12

Please answer the following chart, to indicate if it is a single item, then use **was**; else, if it is plural mark it as **were**.

# There was - There were

<p>There ..... ten boys playing football.</p> <p>a) was b) were</p> 	<p>What ..... there in your room? There were many things.</p> <p>a) was b) were</p> 	<p>There ..... a little milk in the cup.</p> <p>a) was b) were</p> 	<p>Did the guests arrive? No, There ..... only a postman.</p> <p>a) were b) was</p> 
<p>Was there any coffee in the cup? No, there..... any.</p> <p>a) wasn't b) weren't</p> 	<p>There ..... many pictures in that museum.</p> <p>a) were b) was</p> 	<p>..... there many dogs in the park yesterday?</p> <p>a) Were b) Was</p> 	<p>What ..... there on the radio?</p> <p>a) were b) was</p> 
<p>..... there many people at the concert?</p> <p>a) Was b) Were</p> 	<p>In 1957 there ..... many trees in this street.</p> <p>a) was b) were</p> 	<p>There ..... a cat on the roof.</p> <p>a) was b) were</p> 	<p>..... there many girls at your school?</p> <p>a) Was b) Were</p> 
<p>..... there a cat in the room?</p> <p>a) Was b) Were</p> 	<p>There ..... many rooms in my house.</p> <p>a) was b) were</p> 	<p>..... there much tea in the tea-pot?</p> <p>a) Was b) Were</p> 	<p>..... there a book on the table?</p> <p>a) was b) were</p> 
<p>..... there many children playing with you yesterday?</p> <p>a) Was b) Were</p> 	<p>There ..... any butter in the fridge.</p> <p>a) weren't b) wasn't</p> 	<p>What was there in the room? There .... many things.</p> <p>a) were b) was</p> 	<p>There ..... only one cookie left.</p> <p>a) was b) were</p> 
<p>Was there any milk in the glass? No, there ..... any.</p> <p>a) was no b) wasn't</p> 	<p>..... there many people in the library yesterday?</p> <p>a) Were b) Was</p> 	<p>There ..... a party last night.</p> <p>a) was b) were</p> 	<p>..... there many cinemas in 1925?</p> <p>a) Was b) Were</p> 



### Activity 3.13

**Now! Let's practice speaking!**

Do you remember what you did in your last vacation? Please see an English teacher who can listen to what you did in your last vacation. You may want to talk for about three minutes.

If there is no English teacher available, you may also record your speech with your cell phone and send it to someone who understands English, so he/she may give you some feedback about your recording.

This is the best way to feel comfortable for your extraordinary exam speaking test.

### **Was born / were born.**

Let's understand the expression *I was born*.

The verb **to Bear** means: **to give birth to a baby**, which also means: to have or to produce children.

It is an irregular verb, its past simple is: **bore** and the Past Participle is **born**.

However, **A person does not give birth to himself / herself**, since **it is his or her mother who gives birth**; that is why it is said in English: **I was born**.

### **Examples:**

I was born in October. She was born on July 26<sup>th</sup>, 2000. He was born in

Guanajuato. We were born in Mexico City. The baby was born last Saturday.

If you want to listen to more examples, please watch the following YouTube video to reinforce your learning:

<https://www.youtube.com/watch?v=B1VE0jVR8oE>



### Activity 3.14

Write sentences using only five boxes from the following chart.

Example:

Abraham Lincoln was born in 1809. Abraham Lincoln was born in Kentucky, USA.

<b><u>Abraham Lincoln</u></b> 1809 Kentucky, The U.S.A.	<b><u>Beyoncé Giselle Knowles</u></b> 1981 Houston, Texas. The U.S.A.	<b><u>Diana of Wales (Princess Diana)</u></b> 1961 Sandringham, England
<b><u>Madonna</u></b> 1958 Michigan, The U.S.A.	<b><u>Cristiano Ronaldo</u></b> 1985 Madeira, Portugal	<b><u>Angelina Jolie</u></b> 1975 Los Angeles, The U.S.A.
<b><u>Lady Gaga</u></b> 1986 New York, The U.S.A.	<b><u>Albert Einstein</u></b> 1879 Germany	<b><u>Pablo Picasso</u></b> 1881 Málaga, Spain
<b><u>Gabriel García Márquez</u></b> 1927 Aracataca, Colombia	<b><u>Mahatma Gandhi</u></b> 1869 Porbandar, British India	<b><u>Dalai Lama (Tenzin Gyatso)</u></b> 1935 Qinghai, China
<b><u>Alexander Graham Bell</u></b> 1847 Edinburgh, Scotland	<b><u>Wolfgang Amadeus Mozart</u></b> 1756 Salzburg, Austria	<b><u>Marie Curie</u></b> 1867 Warsaw, Kingdom of Poland
<b><u>Leonardo Da Vinci</u></b> 1452 Italy	<b><u>Christopher Columbus</u></b> 1451 Republic of Genoa (Present-day Italy)	<b><u>Isaac Newton</u></b> 1643 United Kingdom
<b><u>Cleopatra</u></b> 69 BC Alexandria, Egypt	<b><u>Julius Caesar</u></b> 100 BC Rome	<b><u>Aristotle</u></b> 384 BC Greece

---

---

---

---

---

---

---

---

---

---





### Rubric

POINTS >>> Did you /	3	2	1	0
Use regular verbs in past tense; how many did you use?	More than six	six	three	none
Use irregular verbs in past tense; how many did you use?	More than six	six	three	none
Use sequence markers like <i>First, second, third, later then, finally?</i>	More than four	four	two	none
Use punctuation marks, like: commas (,), period (.), upper case letters in the beginning and names? ie: <i>Pablo, Susana</i> , etc.	More than four	four	two	none
Use connectors like: <i>and, but, or, also, because?</i>	More than four	four	two	none
TOTAL POINTS				

How many points did you get? The closer to fifteen points, the better you are! Then, **send this writing to an English teacher**, and ask him/her to give you feedback on your text, **and write back to you about a similar experience he/she remembers**. This way you will be able to improve on your interacting written expression section on your future Extraordinary Exam.

### Self test Unit 3

**I. Answer the following questions to see if you have learned this lesson well.**

1. Do you understand the purpose and meaning of the sequence markers ***first, second, third, later, then, finally?***
2. Can you use a timeline or a diagram to graphically describe a text about past experiences?
3. Can you write or say a text about past events using sequence markers?
4. Can you explain the meaning of ***there was / there were?***
5. Do you understand the expression ***was born / were born?***
6. Can you tell someone about activities you did in your free time and ask him/her to describe to you if they did something similar?
7. Can you interact in writing with another person to share what you both did in your free time some time ago?

**If you answered yes to the seven questions above, Congratulations! You are now ready to continue this guide.**

# Unidad 4

## Narrar situaciones actuales y pasadas

**PROPÓSITO:** Al finalizar la unidad el alumno: Será capaz de interactuar para establecer las diferencias entre situaciones actuales y del pasado, de manera oral y escrita.

**Aprendizaje 1:** Reconoce la diferencia en descripciones de personas, objetos y lugares presentes y pasadas en textos orales y escritos, para establecer comparaciones.

**Aprendizaje 2:** Compara situaciones que se relacionan con su entorno actual y con sus experiencias pasadas para describirlas de manera oral.

**Aprendizaje 3:** Contrasta situaciones que se relacionan con su entorno actual y con sus experiencias pasadas para describirlas de manera escrita.

**Aprendizaje 4:** Interactúa para comunicar situaciones actuales y pasadas, de manera oral y escrita.

## Verbs and Time Expressions

As part of the topics for this unit, you should be able to recognize the difference between present and past. It is important for you to remember verbs and expressions in both tenses because they will be the main tool that will help you to understand everything in a better way.

A present expression can be any word or phrase that implies present and a past expression is any word or phrase that implies past. Check some examples in the following chart.

Present Expressions	Past Expressions
Today	Yesterday
Now	Then
At this moment	In that time
At present	In the past
Currently	Formerly



### Challenge Yourself!

#### Activity 4.1

Read the text below and underline the verbs and expressions in present and past, then, fill the chart with the required information.

### A trip to the beach now and then!

Nowadays people enjoy going to the beach in the summer or when the weather is hot. Was it the same in the past? Yes, it was, but things looked different back then. People didn't travel around much before the 1800s. However, at the end of that century, railroad companies built railroads all across the U.S. and many people started traveling to the coasts by train. This, caused places like Coney Island in New York and Atlantic City in New Jersey to become very popular destinations to visit. At the present time it is still very common for people to go to the beach, but going by train is no longer the most popular way to do it. Now, most of the people just take an

airplane, a bus or even their own car and they can get almost everywhere in a matter of hours.



<https://www.bustle.com/articles/27276-8-vintage-swimsuits-from-the-19th-century-that-make-us-glad-to-live-in-the-21st>

In the late 1800s, swimming became a popular entertainment and new beachwear fashions arrived. Swimsuits were almost the same as they are today for men, but they were very different for women. The



"bathing costume" covered almost the entire body and looked like a dress.

<https://i.pinimg.com/originals/58/b0/01/58b00110b>

Women didn't want men to see them in their bathing customs, so there were special dressing rooms on wheels that were pulled into the ocean by horses. When women were ready, they climbed down the stairs directly into the water.

In these days we still wear swimsuits but they are very different, especially for women. Now they wear small pieces of clothes and anybody can watch them wearing them.

In the 19th century people didn't want their skin to get dark because of the sun, that's why they didn't swim very much when they travelled to the beach. Mostly, they preferred walking.

Today people like getting a tan when they go to the beach and there are several products that allow them to enjoy from the sunlight without being hurt.

Text adapted from: "H.Q. Mitchell, "New Let's Speed Up 3", MM Publications, 2011.

PRESENT		P A S T	
Expressions	Verbs	Expressions	Verbs



**Keep Going!**

**Activity 4.2**

**Read the text again and answer the questions below. Choose the correct option. (True/False)**

1. People didn't enjoy going to the beach in the past.	True	False
2. Everything looked the same in the past.	True	False
3. At the end of the 1800s people started travelling to the coasts by train.	True	False
4. Atlantic City and Coney Island became popular destinations before the 1800s	True	False
5. People still go to the beach by train today.	True	False
6. Swimsuits were the same in the past as they are today.	True	False
7. There were special dressing rooms on wheels.	True	False
8. Today women's swimsuits are bigger than in the past.	True	False
9. People didn't swim very much in the beach in the 19 <sup>th</sup> century.	True	False
10. People don't like getting a tan at present.	True	False

**Present vs. Past**

Now you have practiced your skills with a text, but you should also practice your listening skills.

**Go ahead Puma!**



**Activity 4.3**

**Watch the video “School: then and now talking with Ruby”**

[https://www.youtube.com/watch?v=n4IFPv82M\\_s](https://www.youtube.com/watch?v=n4IFPv82M_s) Write down five facts mentioned by Ruby and compare her experience at school with your own experience today.

	<b>Ruby’s experience</b>	<b>My own experience</b>
E	There was only one classroom for all the grades.	There is one classroom for each grade.
E	There were mainly women as teachers.	There are male and female teachers.
1		
2		
3		
4		
5		





### Take this into account Puma!

You can click the button pointed by the red arrow to activate English subtitles.



**It's time to show what you know!**

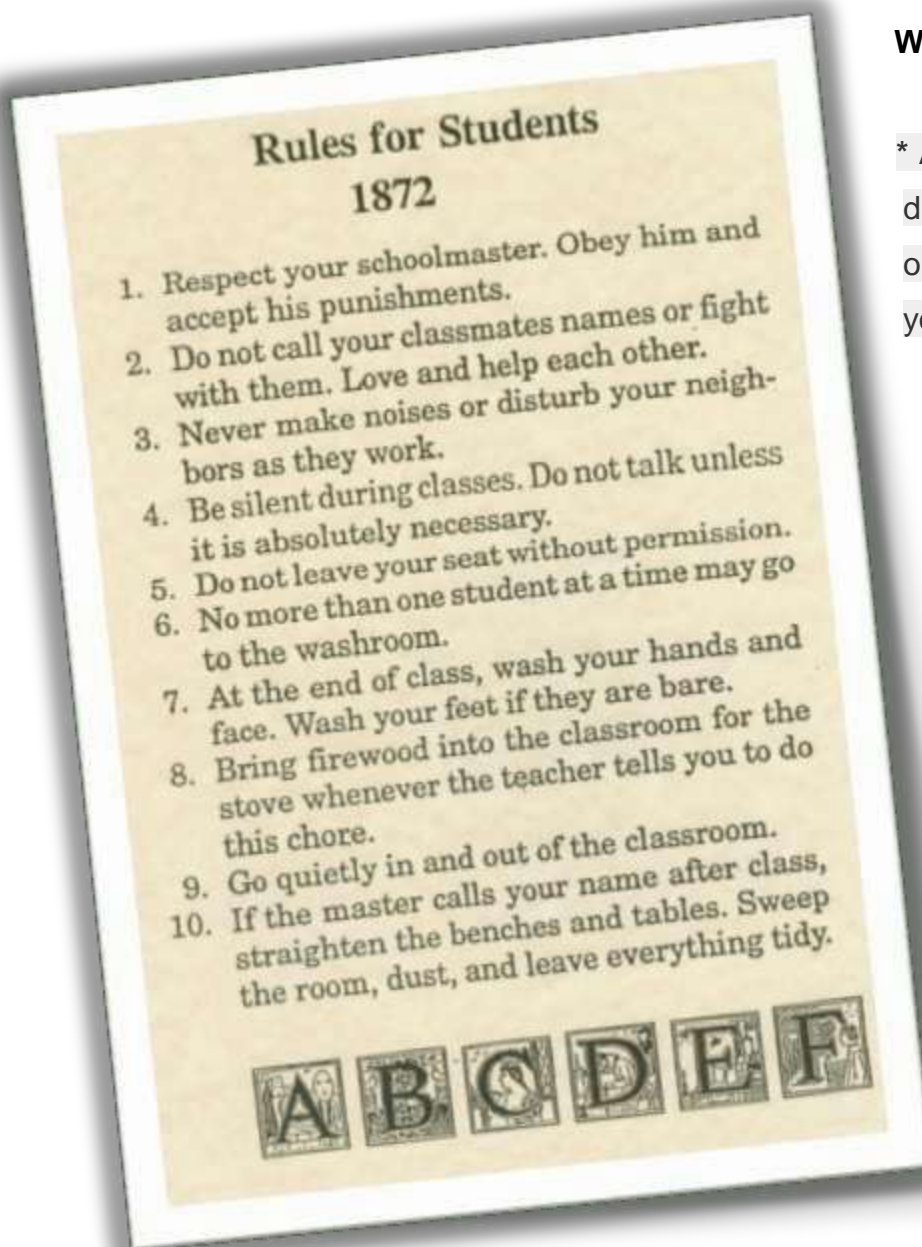
#### **Activity 4.4**

**Complete the activity “Stretching the rules” in the following page.**

#### **Stretching the rules**

School rules have changed over the years. Some of them are still the same, others are very similar and the rest are very different.

Take a look at the following picture and check the rules that students had in 1872.



### What do you think?

\* Are these rules very different from the ones that you have in your school?

\* What are the strangest ones for you?

\* Which one do you find the most interesting?

\* Which of them are similar to the ones that you

have today?

Now, write at least three paragraphs by comparing and contrasting the differences and similarities with the school rules back then and now.

[http://www.historicalsocietyofsomersetills.org/Images/1872\\_student\\_rules\\_lg.jpg](http://www.historicalsocietyofsomersetills.org/Images/1872_student_rules_lg.jpg)



### Prepare yourself to speak

It is time for you to practice your speaking skills. Remember that as part of your extraordinary exam, you will face an oral test. It is important that you practice as much as possible. There are two options for this part:

<b>Option 1</b>	<b>Option 2</b>
The examiner will provide you with some topics that might be illustrated with images. You should choose the option that you feel more confident with and talk about it taking into account the details described in the instructions.	The examiner will start an interview that may include some questions about your personal information (name/age/address/occupation/family). Besides, he will ask questions that are specially designed for you to use the topics included in the syllabus.
<p style="text-align: center;">Example:</p> The examiner will show you the following video:  <a href="https://i.ytimg.com/vi/cEbTCYGz5No/maxresdefault.jpg">https://i.ytimg.com/vi/cEbTCYGz5No/maxresdefault.jpg</a> Then he will ask you to talk about the differences of objects from the past and the present. You may need to use comparatives and superlatives.	<p style="text-align: center;">Example:</p> The examiner will ask some questions like: <ol style="list-style-type: none"><li>1. What's your name?</li><li>2. How are you today?</li><li>3. Do you think there is a difference between objects today and objects from 30 years ago?</li><li>4. Why do you think that?</li><li>5. Can you compare three characteristics that are different?</li></ol>

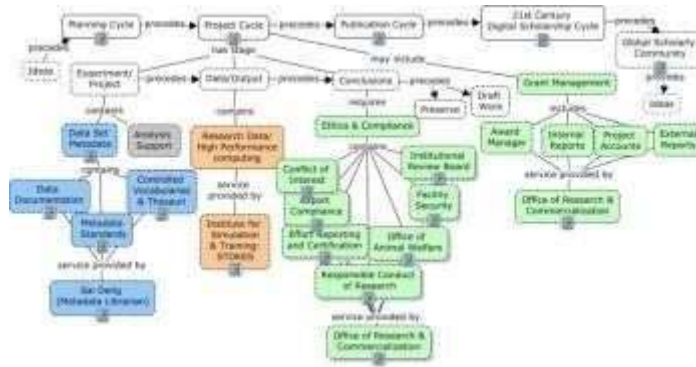
Regardless of the option, you should know that the key to achieve success in this part is to practice enough and keep calm during the test.

You can practice your oral skills with an English teacher from school.

## Graphic Organizers

When it is necessary for you to organize the ideas of certain topics in order to have a better understanding, you can use graphic organizers. They are very useful tools that will help you to express knowledge and organize it through symbols and images. Check the following examples:

### Knowledge Map



[http://s3.amazonaws.com/libapps/accounts/15268/images/Research\\_Lifecycle\\_Knowledge\\_Map\\_ProjectCycle.jpg](http://s3.amazonaws.com/libapps/accounts/15268/images/Research_Lifecycle_Knowledge_Map_ProjectCycle.jpg)

### Chart

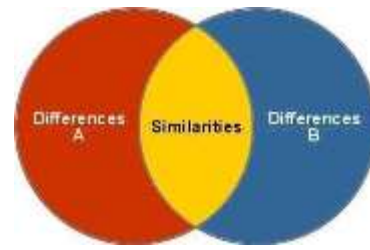
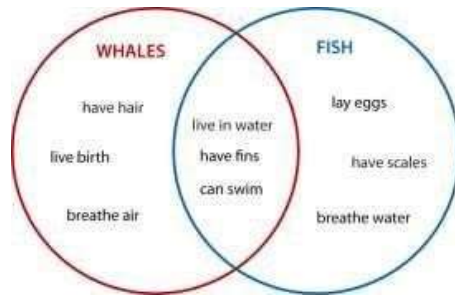
	Basic charts	Statistical charts	Scientific charts	Financial charts	3D charts	Map charts
Chart.js						
Highcharts						
C3						
NVD3						
Chartist						
Plotly.js						
Victory						

	At least half of the chart provided from this chart type
	At least one chart provided from this chart type
	No chart provided from this chart type

[https://cdn-images-1.medium.com/max/2000/1\\*8-EXtbCRs82PIJ\\_ledUEgQ.png](https://cdn-images-1.medium.com/max/2000/1*8-EXtbCRs82PIJ_ledUEgQ.png)

## Venn Diagram



<https://mathematica.stackexchange.com/questions/47884/putting-set-elements->

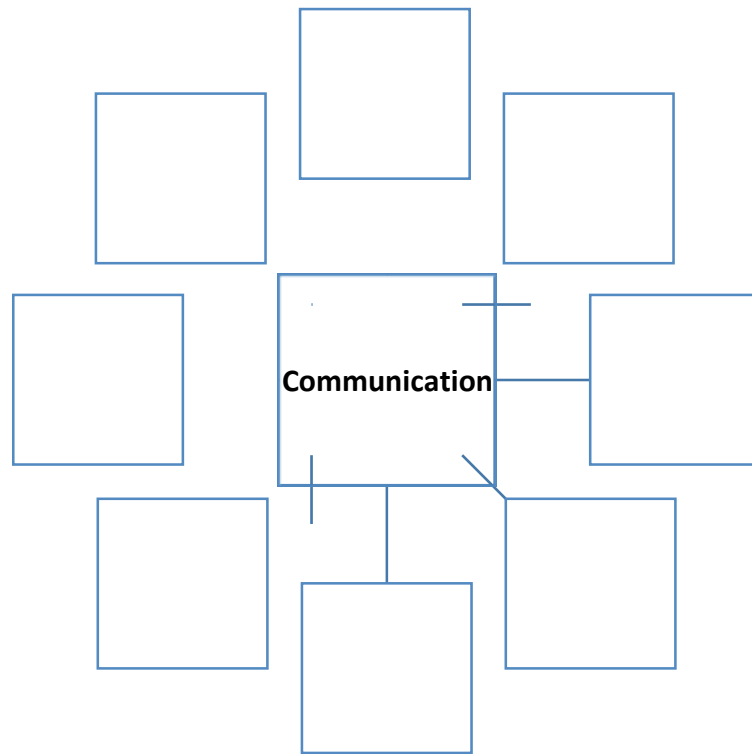
<https://www.for.gov.bc.ca/hfp/training/0001/appendix4/images/venn.gif>



**Let's do it!**

### **Activity 4.5**

**Talk to your parents or grandparents and ask them about the way they used to communicate with people when they were young. Use their answers and your own Ideas to create a map with words related to communication. Then, continue your practice with the activity: “The Evolution of Communication”**

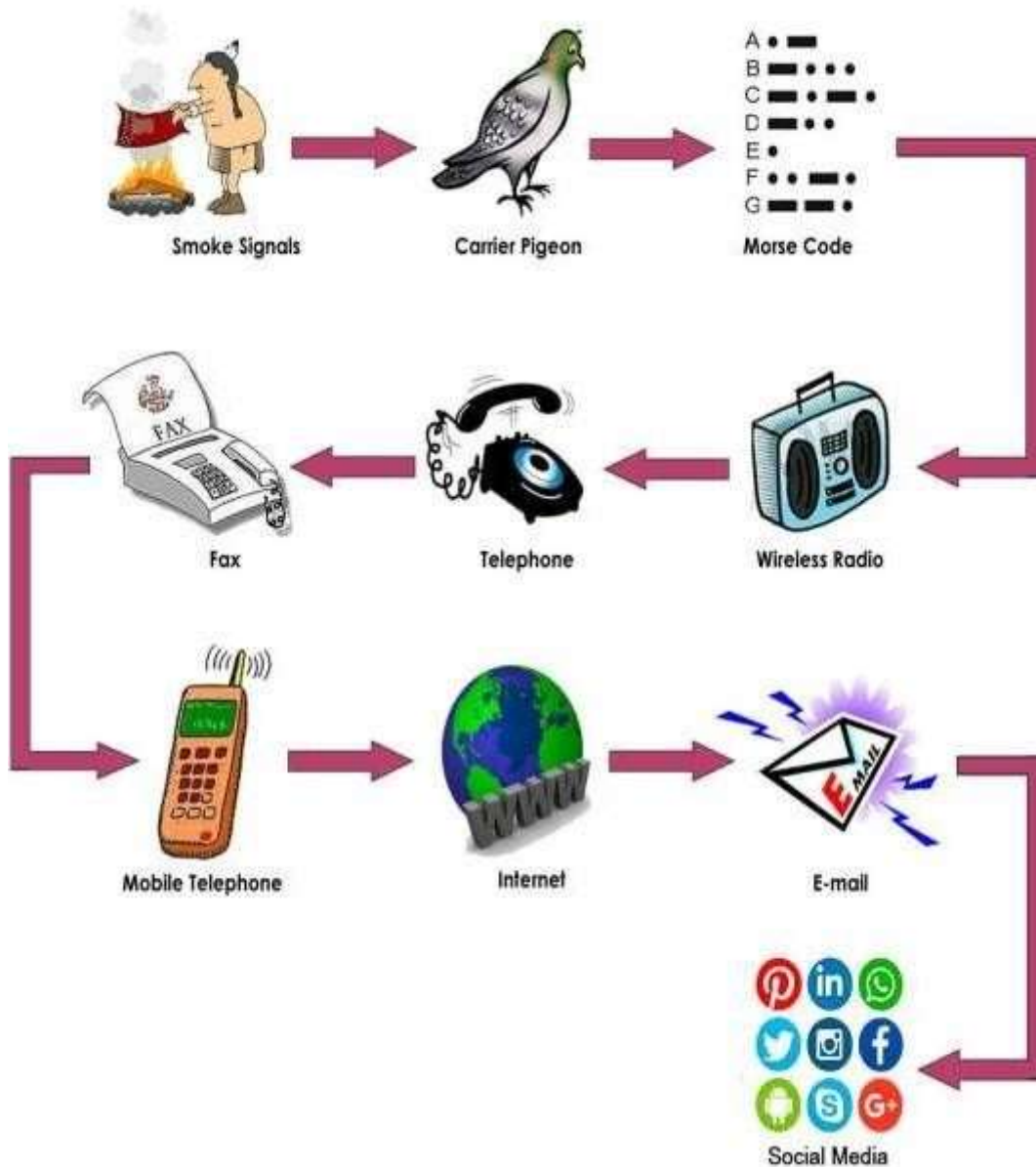


## **The Evolution of Communication**

There are many differences between old and modern ways to communicate, observe the following image. Then, imagine that you are presenting this topic in front of a class and use all the information you have from the picture and the previous chart to talk about those differences for at least one minute.

Remember to use present and past expressions, comparatives and connectors such as: and/ but / or / also / because.

# The Evolution of Communication



<https://cdn.thinglink.me/api/image/820836666741620736/1240/10/scaletowidth>



## Speaking and Writing Interaction

Now it is time for interaction. During the exam you are expected to perform different ways of interaction that include writing and speaking. Check the next activities; they will help you to practice these abilities.



**It's time to work!**

### Activity 4.6

**Your grandfather is very happy because you asked him about the means of communication he used when he was young, but he also has some questions for you. Read the following letter and answer him with a text from 100-120 words. Don't forget to use present and past expressions, comparatives and connectors such as: and/ but / or / also / because.**

Dear Grandson:

I'm writing this letter because I enjoyed very much helping you with your homework about old means of communication. Your Grandma and I spent the whole night arguing about the new ways of talking to people. She says that Facebook, Whatsapp and Twitter are very effective and cheap ways to keep in touch with your family, but I disagree. I think it is very difficult and expensive because you have to buy a computer and pay 1 peso for each message you send and 5 pesos if you want to send a picture. She says that it isn't true, she thinks that all these services are totally free and you don't need an internet connection or a computer. She says that everything now is included in the cell phone. Is it true?

Could you please write back explaining us the differences among these services?

Please tell us about the price, and the devices we need, because if your Grandma is right I want to create a Facebook account as soon as possible. I also include a picture of my cell phone so that you can tell me if I can use it for this purpose.


We love you very much, write back soon.

Grandpa.



[https://images-na.ssl-images-amazon.com/images/I/51XSA999ukL\\_SL1000\\_.jpg](https://images-na.ssl-images-amazon.com/images/I/51XSA999ukL_SL1000_.jpg)

**Use this piece of paper to answer your Grandpa's letter.**



**Practice makes perfect!**

**Activity 4.7**



**Imagine that you are in an interview. Answer the following questions aloud. You can record your answers with your cell phone and ask an English teacher to check it. Remember to use full sentences when you answer a question.**

**Teacher:** Good morning! How are you today?

**You:** \_\_\_\_\_

**Teacher:** What's your name?

**You:** \_\_\_\_\_

**Teacher:** How old are you?

**You:** \_\_\_\_\_

**Teacher:** Do you think there is a difference between school now and 100 years ago?

**You:** \_\_\_\_\_

\_\_\_\_\_

**Teacher:** Why? Please give me some examples about it.

**You:** \_\_\_\_\_

\_\_\_\_\_

**Teacher:** There is a clear difference between modern and old means of communication don't you think?

**You:** \_\_\_\_\_

**Teacher:** Why do you think that? Can you please make some comparisons?

**You:** \_\_\_\_\_

\_\_\_\_\_

\_\_\_\_\_



**Take this into account Puma!**

You can create your own interviews to practice. Just change the topics in the questions for your favorite ones.

**Self-Test Unit 4**

Now you have practiced all the topics from unit 4. Think about your progress and grade the following activities putting a check under the column that best describes your knowledge now.

<b>Topic</b>	<b>I need to study more</b>	<b>I'm ready for the exam</b>
Present and past verbs and expressions.		
Speak to compare present and past situations.		
Write to compare present and past situations.		
Interact to communicate present and past situations. (Answer a letter / interview)		

## ANSWER KEY OF UNITS 1, 2, 3 4,

	<b>Eric</b>	<b>Rachel</b>	<b>Carrie</b>	<b>Julia</b>	<b>Richard</b>	<b>Tom</b>	<b>Samantha</b>
<b>Age</b>	10 years	18 years	15 years	40 years	45 years	70 years	65 years
<b>Height</b>	120 cm	180 cm	136 cm	145 cm	178 cm	180 cm	175 cm
<b>Weight</b>	45 kilos	70 kilos	80 kilos	50 kilos	100 kilos	70 kilos	65 kilos

### Activity 1.1

1. YES
2. YES
3. NO
4. YES
5. NO
6. YES
7. NO

### Activity 1.2

- |               |                       |
|---------------|-----------------------|
| 1. strong     | <b>stronger</b>       |
| 2. bad        | <b>worse</b>          |
| 3. expensive  | <b>more expensive</b> |
| 4. busy       | <b>busier</b>         |
| 5. long       | <b>longer</b>         |
| 6. easy       | <b>easiest</b>        |
| 7. good       | <b>better</b>         |
| 8. serious    | <b>more serious</b>   |
| 9. pretty     | <b>prettier</b>       |
| 10. important | <b>more important</b> |

1. Elephants are heavier than lions.
2. My sister is older than me.
3. Carlos is more intelligent than Jose. Jose is more intelligent than Carlos.
4. English is easier than Mathematics.
5. Mathematics are more difficult than English.
6. Cars are faster than bicycles.
7. The United States are bigger than Mexico.
8. Fruit is healthier than French fries.
9. Tea is better than coffee.
10. I'm more beautiful than you.
11. Bees are bigger than mosquitoes.
12. China is farther than Colombia.

### Activity 1.3

13. Cats are faster than turtles.

### Activity 1.4

1. Elephants are heavier than lions.
2. My sister is older than me.
3. Carlos is more intelligent than Jose.  
Jose is more intelligent than Carlos.
4. English is easier than Mathematics.
5. Mathematics are more difficult than English.
6. Cars are faster than bicycles.
7. The United States are bigger than Mexico.
8. Fruit is healthier than French fries.
9. Tea is better than coffee.
10. I'm more beautiful than you.

11. Bees are bigger than mosquitoes.
12. China is farther than Colombia.
13. This car is more expensive than that one.  
That car is more expensive than this one.
14. Giraffes are taller than horses.
15. Cats are faster than turtles.

#### Activity 1.5

1. b) Tom
2. c) Eric
3. c) Richard
4. c) Rachel
5. b) Eric

#### Activity 1.6

- |               |                     |                           |
|---------------|---------------------|---------------------------|
| 1. strong     | stronger than       | <b>the strongest</b>      |
| 2. bad        | worse than          | <b>the worst</b>          |
| 3. expensive  | more expensive than | <b>the most expensive</b> |
| 4. busy       | busier than         | <b>the busiest</b>        |
| 5. long       | longer than         | <b>the longest</b>        |
| 6. easy       | easier than         | <b>the easiest</b>        |
| 7. good       | better than         | <b>the best</b>           |
| 8. serious    | more serious than   | <b>the most serious</b>   |
| 9. pretty     | prettier than       | <b>the prettiest</b>      |
| 10. important | more important than | <b>the most important</b> |

#### Activity 1.7

1. I am the funniest person in my family.
2. Susana is the most intelligent in her class.
3. Lamborghinis are the most expensive cars.
4. Leonardo Di Caprio is the best actor of 2017
5. Sam is the most handsome boy in the school.
6. My mom is the most beautiful woman.
7. Hamburger is the most delicious food.
8. My brother is the most serious in my family.
9. Mexico City is the biggest city in the world.
10. Champagne is the most expensive drink.
11. Dolphins are the most intelligent animals.
12. My teacher is the oldest person in my class.
13. Chocolate cake is the best dessert.
14. Chihuahuas are the smallest dogs.
15. The Nile is the longest river.

#### Activity 1.8

1. I am the funniest person in my family.
2. Susana is the most intelligent in her class.
3. Lamborghinis are the most expensive cars.
4. Leonardo Di Caprio is the best actor of 2017
5. Sam is the most handsome boy in the school.
6. My mom is the most beautiful woman.
7. Hamburger is the most delicious food.
8. My brother is the most serious in my family.

9. Mexico City is the biggest city in the world.
10. Champagne is the most expensive drink.
11. Dolphins are the most intelligent animals.
12. My teacher is the oldest person in my class.
13. Chocolate cake is the best dessert.
14. Chihuahuas are the smallest dogs.
15. The Nile is the longest river.

### Activity 1.9

1. a) shorter than
2. b) the most difficult
3. b) the most intelligent
4. a) stronger than
5. a) better than
6. b) the worst

### Activity 1.10

#### SAMPLE ANSWERS

1. The dog is faster than the snail.
2. The lion is more dangerous than the snail.
3. The elephant is heavier than the dog.
4. The snail is the slowest.
5. The elephant is the biggest.
6. The elephant is the heaviest.

### Activity 1.11

#### SAMPLE ANSWERS

1. Rio de Janeiro is more exciting than London.
2. Rio de Janeiro is bigger than London.
3. Tokyo is more modern than the other two.
4. London is the most boring.
5. Rio de Janeiro is the biggest.
6. Tokyo is the most interesting.

**Activity 1.12 (Student's own answer) If you can get a classmate or a teacher to take a look to your writing)**

**Activity 1.13 (Take a look to your text and pay attention to the use of capital letters and punctuation marks).**

### Activity 1.14

Adjective	Synonym
1. beautiful	<u>attractive, pretty,</u>
2. rich	<u>wealthy</u>
3. delicious	<u>tasty</u>
4. handsome	<u>good-looking</u>
5. fat	<u>overweight</u>
6. thin	<u>slim</u>

**Activity 1.15 (Student's own answer)**

### Activity 1.16

1. Who is the oldest person?



2. Yes, he is.
3. Is Carlos taller than Claudia?
4. Ivan is the shortest person
5. Is Jorge thinner than Carlos?

**Activity 1.17 (student's own answers)**

**Activity 1.18**

**SAMPLE ANSWERS**

Who is the tallest?

Who is the shortest?

Who is the nicest?

Is Vincent taller than Gretchen?

Is Michael thinner than TJ?

Is Ashley funnier than Gus?

**Self test Unit 1**

**I.**

1. John is old( )
2. My History class is more boring than my English class. (√)
3. Clara is more beautiful than Susy. (√)
4. Children are happier than adults. (√)
5. My school is very big. ( )
6. I'm younger than you. (√)
7. Cats are cleaner than dogs. (√)
8. Soda is bad for you. ( )
9. My dog is fatter than yours. (√)
10. Cakes are better than ice cream. (√)

**II.**

1. You are the smartest person I know. (√)
2. Canada is a beautiful country ( )
3. Jazmin is my best friend. (√)
4. Mosquitoes are the most annoying animals. (√)
5. That is a very nice movie. ( )
6. My uncle is a tall person. ( )
7. Ivan is the most serious person in my family. (√)
8. Gabriela has the longest hair. (√)
9. Tomas is the nicest person in my class. (√)
10. Sharks are the most dangerous animals. (√)

**III.**

1. Carlos is younger than his sister. (young)
2. Everyone in my family sing well, but my mom is the best singer. (good)
3. China is the most crowded country. (crowded)
4. A dog is bigger than a hamster. (big)
5. Apples are healthier than chips. (healthy)
6. A knife is more dangerous than a spoon. (dangerous)
7. I think English is the easiest subject. (easy)
8. Cars are faster than bikes. (fast)
9. The weather today is better than yesterday. (good)

10. Stephen Hawking was the most intelligent man in the world. (intelligent)

**IV. Student's own answers**

**UNIT 2**

**Activity 2.1**

c) Two days ago    d) Five days ago    e) Three years ago

**Activity 2.2**

1-b                      2-a                      3-a                      4-b

**Activity 2.3**

10            2            19            11

13            10            16            1

12            14            8            20

4	17	15	6
3	7	9	5

**Activity 2.4**

1-	2-	3-	4-
5-	6-	7-	8-
9-	10-	11-	12-
13-	14-	15-	16-
17-	18-	19-	20-

**Activity 2.5**

1-arrive-arrived	2-close-closed
3-cook-cooked	4-cry-cried
5. dance-danced	6-explain-explained
7-hate-hated	8-look-looked
9-love-loved	10-move-moved
11-need-needed	12-paint-painted
13-play-played	14-start-started
15-step-stepped	16-stop-stopped
17-visit-visited	18-want-wanted
19-wait-waited	20-watch-watched

**Activity 2.6**

1 (9)	11 (18)
2 (8)	12 (11)
3 (10)	13 (15)
4 (1)	14 (19)
5 (6)	15 (20)
6 (2)	16 (14)
7 (3)	17 (12)
8 (5)	18 (17)
9 (7)	19 (13)
10 (14)	20 (16)

**Activity 2.7**

1 (a)	2 (b)
3 (b)	4 (a)
5 (b)	6 (b)
7 (a)	8 (b)
9 (a)	

**Activity 2.8**

10-3-8-2-5-4-7-6-9

**Activity 2.9**

1-c 2-f 3-d 4-b 5-h 6-c 7-g 8-a 9-g 10-e

**Activity 2.10**

1-c 2-b 3-a 4-c 5-a 6-d 7-b

**Activity 2.11(a)**

1-c

2-A movie.

3-The adventures of a young wizard and his friends.

Ron Weasley and Hermione Granger.

**Activity 2.11(b)**

1-a

2-Many plays.

3-In Madrid, Spain.

4-Women.

**Activity 2.11()**

1-b

2-The Temple of Diana.

3-A goddess.

4-Turkey.

**Activity 2.12**

1-b 2-c 3-a 4-b 5-b 6-a 7-c 8-c 9-d

10-a 11-b 12-b 13-a 14-c 15-a 16-b 17-c 18-d

**Activity 2.13**

1-were

2-became

3-learned

4-were

5-had

6-developed

7-used

8-believed

9-there were

10-divided

11- considered

12-were

13-incorporated

14-adopted

15-incorporated

16-adopted

17-had

18-didn't have

19-focused

**Activity 2.14**

**Roman social structure**

**Greek social structure**

**Roman architecture**

**Greek architecture**

**Roman women Greek women**

-freemen

-slaves

Greek architecture plus:

-Corinthian

-citizen

-less than slaves

-slaves

-freemen

-arches

-Doric

-plebeians

-metics

-aqueducts

-Ionic

patricians

-citizens

women

**Activity 2.15**

Speakers: History teacher  
Place: Classroom

Content: Biography, in past.  
Information: Personal data; important events and people.

Time: 9:00 o'clock

Topic: An important woman of Independence Movement.

Short notes: specific information.

### Activity 2.16

4-5-2-3-6-1-9-10-8-7

### Activity 2.17

1. T                                      2-F (husband)                      3-T                                      4-T

### Activity 2.18

1. Pátzcuaro and Tacámbaro
2. The rebelds
3. The royal army
4. Because she didn't revel other rebels' names
5. Treason
6. October 11<sup>th</sup>. 1817.

### Activity 2.19

_____	_____
_____	_____
_____	_____

### Activity 2.20

_____	_____
_____	_____
_____	_____

### Activity 2.21

feeling	finally
comfortable	authorities
battle	died
stopped	ran
promised	brought
weren't	didn't
married	opened
english	italian
thursday	wednesday

### Activity 2.22

1.   .    2.   ?    3.   ?    4.   !    5.   .  .  
6.   !    7.   .    8.   ;    9.   .

**Activity 2.23****Activity 2.24****SELF TEST**

I-B 2-C 3-C 4-C 5-A 6-B 7-A 8-A

II.-was-heard-didn't turn off-walked-was-picked up-took

III -Running machine -1817 -13 km -Iron

-22 kg

-Thousands

-Increasing number of accidents

IV -1(f)

2(d)

3(b)

4(c)

5(a)

6(e)

**ANSWER KEY****Activity 3.1**

Last Saturday, we went to Xochimilco; but first, we picked up my friend Alex at his house in Coapa, which was in our way to the Embarcadero.

When we got there, my mom parked her car near the Xochimilco Market, then we went inside and ate a couple of *quesadillas*, they were delicious. After eating, we ran to the *trajineras* deck and my mother started negotiating the price, as there were different offerings, like having mariachis inside, or women cooking enchiladas, etc.

Later, we all voted for the *trajinera* with a mariachi, as we didn't want to eat while in the boat, and there we went. It was sunny and warm and there were not too many boats in the canals.

We had a very good time. I remember I sang *El Rey*, along with my brothers and people in other *trajineras* were clapping at our performance. Finally, at the end of the trip, we were allowed to drink sodas and clear our throats.

It was a great Saturday, and we enjoyed it a lot. I hope, next time you may come along.

**Activity 3.2**

PAST TENSE VERBS	SIMPLE PRESENT VERBS
Went	go
Picked	Pick
Was	Is
Got	Get
Parked	Park
Went	Go
Ate	Eat
Were	Are
Ran	Run
Started	start
Voted	Vote
Didn't want	Don't want
Had	Have
Sang	Sing
Allowed	Allow

Drink	Drank
Enjoyed	Enjoy

### Activity 3.3

Last Saturday, we went to Xochimilco; but **first**, we picked up my friend Alex at his house in Coapa, which was in our way to the Embarcadero.

When we got there, my mom parked her car near the Xochimilco Market, **then** we went inside and ate a couple of *quesadillas*, they were delicious. After eating, we ran to the *trajineras* deck and my mother started negotiating the price, as there were different offerings, like having mariachis inside, or women cooking enchiladas, etc.

**Later**, we all voted for the *trajinera* with a mariachi, as we didn't want to eat while in the boat, and there we went. It was sunny and warm and there were not too many boats in the canals. We had a very good time. I remember I sang *El Rey*, along with my brothers and people in other *trajineras* were clapping at our performance. **Finally**, at the end of the trip, we were allowed to drink sodas and clear our throats.

It was a great Saturday, and we enjoyed it a lot. I hope, next time you may come along.

### Activity 3.4

Last Saturday Timeline:

Picked up Alex. Was on our way parked went inside ate ran voted sang Allowed to drink

Morning

afternoon

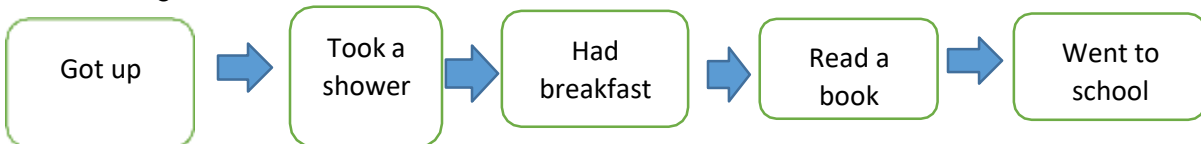
### Activity 3.5

Now let's order the right sequence for these markers:

First
Second
Third
Later
Then
Finally

### Activity 3.6

Use the diagram below and fill it with the actions described above.



### Activity 3.7

Let's practice listening to *The story of Alice and Josh*. Please go to YouTube and go the the link:

<https://www.youtube.com/watch?v=1n6tFsK8ZKY>

Watch the video, then, fill in the following table with the verbs used to describe the story:

Implied SEQUENCE MARKERS	VERBS
First	asked

Second	liked
Third	married
Later	stayed
Then	traveled
Finally	called

### Activity 3.8

Past Simple Tense - Regular Verbs: The Story of Alice and Josh (No Music)

## Past Simple:

Josh **asked** Alice to dinner.  
 ask **+ed** = asked

Alice **liked** shopping.  
 Ends with -e: like **+d** = liked

Josh **married** someone else.  
 Ends with consonant +y: marry **-y, +ied** = married


They **stayed** at a romantic hotel.  
 Ends with vowel +y: stay **+ed** = stayed

Alice and Josh **travelled** to Italy.  
 American English = traveled  
 Ends with consonant, vowel, consonant: travel **x2 last consonant, +ed** = travelled



3:45 / 4:59

Josh called Alice again.





Activity 3.12

# There was - There were

<p>There ..... ten boys playing football.</p> <p>a) <del>was</del> b) <u>were</u></p> 	<p>What ..... there in your room? There were many things.</p> <p>a) <del>was</del> b) <u>were</u></p> 	<p>There ..... a little milk in the cup.</p> <p>a) <del>was</del> b) <u>were</u></p> 	<p>Did the guests arrive? No, There ..... only a postman.</p> <p>a) <del>were</del> b) <u>was</u></p> 
<p>Was there any coffee in the cup? No, there ..... any.</p> <p>a) <del>wasn't</del> b) <u>weren't</u></p> 	<p>There ..... many pictures in that museum.</p> <p>a) <del>were</del> b) <u>was</u></p> 	<p>..... there many dogs in the park yesterday?</p> <p>a) <del>Were</del> b) <u>Was</u></p> 	<p>What ..... there on the radio?</p> <p>a) <del>were</del> b) <u>was</u></p> 
<p>..... there many people at the concert?</p> <p>a) <u>Was</u> b) <del>Were</del></p> 	<p>In 1957 there ..... many trees in this street.</p> <p>a) <u>was</u> b) <del>were</del></p> 	<p>There ..... a cat on the roof.</p> <p>a) <del>was</del> b) <u>were</u></p> 	<p>..... there many girls at your school?</p> <p>a) <u>Was</u> b) <del>Were</del></p> 
<p>..... there a cat in the room?</p> <p>a) <u>Was</u> b) <del>Were</del></p> 	<p>There ..... many rooms in my house.</p> <p>a) <u>was</u> b) <del>were</del></p> 	<p>..... there much tea in the tea-pot?</p> <p>a) <u>Was</u> b) <del>Were</del></p> 	<p>..... there a book on the table?</p> <p>a) <u>was</u> b) <del>were</del></p> 
<p>..... there many children playing with you yesterday?</p> <p>a) <u>Was</u> b) <del>Were</del></p> 	<p>There ..... any butter in the fridge.</p> <p>a) <del>were</del> b) <u>wasn't</u></p> 	<p>What was there in the room? There .... many things.</p> <p>a) <del>were</del> b) <u>was</u></p> 	<p>There ..... only one cookie left.</p> <p>a) <del>was</del> b) <u>were</u></p> 
<p>Was there any milk in the glass? No, there ..... any.</p> <p>a) <del>was no</del> b) <u>wasn't</u></p> 	<p>..... there many people in the library yesterday?</p> <p>a) <del>Were</del> b) <u>Was</u></p> 	<p>There ..... a party last night.</p> <p>a) <u>was</u> b) <del>were</del></p> 	<p>..... there many cinemas in 1925?</p> <p>a) <u>Was</u> b) <del>Were</del></p> 

© EL Collective.com

**UNIT 4**  
**ANSWER KEY**  
**Activity 4.1**

Answers may vary but they should be taken from the text. Example:

<b>PRE SEN T</b>		<b>P A S T</b>	
<b>Expressi ons</b>	<b>Verbs</b>	<b>Expressions</b>	<b>Verbs</b>
Nowaday s	Enjoy	Back then	Was
At the present time	Is	At the end of that century	Looked
Now	Become	Before the 1800s	Built
In these days	Go	In the late 1800s	Started
Today	Take	In the 19 <sup>th</sup> century	Caused
	Get		Became

**Activity 4.2**

1. False
2. False
3. True
4. False
5. False
6. False
7. True
8. False
9. True
10. False

**Activity 4.3**

Activity 4.3 Answers may vary depending on your real experiences.

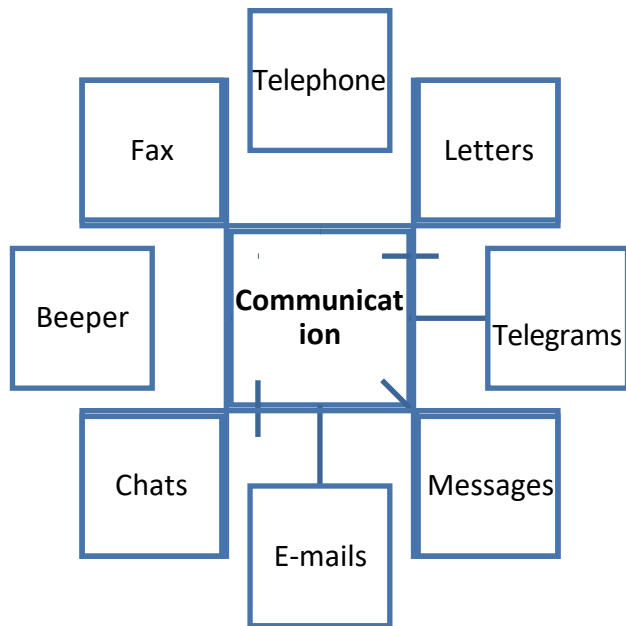
### Activity 4.4

Writing must be checked according to the following chart:

LISTA DE COTEJO PARA EVALUAR EXPRESION ESCRITA DE INGLES III					
Inglés III Nivel de desempeño A2					
El alumno:	Excelente	Bueno	Regular	Nulo	Evaluación
EXPRESION					
Es capaz de escribir notas y mensajes breves y sencillos relativos a las necesidades inmediatas.	6	4	2	0	
INTERACCION					
Puede escribir cartas personales muy sencillas, por ejemplo, agradeciendo algo a alguien.	4	3	2	0	
COHERENCIA					
Es capaz de enlazar grupos de palabras con conectores sencillos tales como "y", "pero" y "porque". Enlazaoraciones con: first, second, third, later, then, finally.	6	4	2	0	
FLUIDEZ					
<ul style="list-style-type: none"> <li>Escritura creativa e imaginativa</li> <li>Puede escribir cartas personales muy sencillas, por ejemplo agradeciendo algo a alguien.</li> </ul>	4	3	2	0	
TOTAL:					

### Activity 4.5

You should fill the mind map according to your own experiences as in the following example:



### Activity 4.6

Writing must be checked according to the following chart:

LISTA DE COTEJO PARA EVALUAR EXPRESION ESCRITA DE INGLES III					
Inglés III Nivel de desempeño A2					
El alumno:	Excelente	Bueno	Regular	Nulo	Evaluación
EXPRESION					
Es capaz de escribir notas y mensajes breves y sencillos relativos a las necesidades inmediatas.	6	4	2	0	
INTERACCION					
Puede escribir cartas personales muy sencillas, por ejemplo, agradeciendo algo a alguien.	4	3	2	0	
COHERENCIA					
Es capaz de enlazar grupos de palabras con conectores sencillos tales como "y", "pero" y "porque". Enlazaoraciones con: first, second, third, later, then, finally.	6	4	2	0	

FLUIDEZ					
<ul style="list-style-type: none"> <li>• Escritura creativa e imaginativa</li> <li>• Puede escribir cartas personales muy sencillas, por ejemplo agradeciendo algo a alguien.</li> </ul>	4	3	2	0	
TOTAL:					

### Activity 4.7

You should complete the conversation using your own information as in the following example:

**Teacher:** Good morning! How are you today?

**You:** I'm fine, thank you. **Teacher:** What's your name? **You:** My name is Alfredo.

**Teacher:** How old are you?

**You:** I'm 15 years old.

**Teacher:** Do you think there is a difference between school now and 100 years ago?

**You:** Yes, I think everything was very different back then.

**Teacher:** Why? Please give me some examples about it.

**You:** I think that in the past people had to walk long distances in order to study. Today it is easy to get to school by bus. Back then people had to work besides studying. Nowadays most young people can study without working.

**Teacher:** There is a clear difference between modern and old means of communication don't you think?

**You:** Yes, I think so.

**Teacher:** Why do you think that? Can you please make some comparisons?

**You:** Sure, in the past, it was more difficult to communicate with someone from faraway places. Today it is easier to keep in touch with people by internet. Also the cellular phones were bigger and heavier than they are today.

A continuación, se presenta un *examen modelo*, para que puedas aplicar lo que has aprendido hasta ahora. Recuerda que es importante que repases antes de hacer tu examen modelo. Las respuestas estarán al final del mismo, podrás verificarlas y observar en qué temas saliste bien o mal, si es necesario repasa lo que no te quede muy claro.

# EXAMEN MODELO



UNIVERSIDAD NACIONAL  
AUTÓNOMA DE MÉXICO COLEGIO  
DE CIENCIAS Y HUMANIDADES  
PLANTEL \_\_\_\_\_ EXAMEN



EXTRAORDINARIO  
INGLÉS III  
PERIODO \_\_\_\_\_, TURNO \_\_\_\_\_

NOMBRE DEL ALUMNO: \_\_\_\_\_ NO. DE CUENTA: \_\_\_\_\_

JURADO: \_\_\_\_\_

FECHA DE APLICACIÓN: \_\_\_\_\_

**Solve the exam writing your  
answers on the "ANSWER  
SHEET".  
DO NOT WRITE ON THIS PAPER**

PUNTUACIÓN TOTAL	CALIFICACIÓN FINAL
_____ / 100	_____

## A. USE OF ENGLISH.

### PART 1.

Complete the following exercise, choose from the words in the box  
[1 pt. each] total 9 pts

better, best, nicest, most helpful, biggest, cleanest, the most  
comfortable, the most delicious, the friendliest

Jonah recently moved to a new school. He likes it (a) \_\_\_\_\_ than his old school. In fact it's the (b) \_\_\_\_\_ school he's ever been to. The teachers are the (c) \_\_\_\_\_ and (d) \_\_\_\_\_ he's ever had. The classrooms are the (e) \_\_\_\_\_ and (f) \_\_\_\_\_ he's ever seen. Every classroom has at least three computers in it. The library is also really amazing! There are tons of great books, magazines and movies. The library has (g) \_\_\_\_\_ couches that students can sit in while they read. The cafeteria food is (h) \_\_\_\_\_ he's ever eaten anywhere. Their spaghetti is Jonah's favorite dish. The students at his new school are (i) \_\_\_\_\_ he's ever met. Jonah has already made many new friends. His new school is also very well known for high achievement.

Taken from: [http://english.skola.edu.mt/wp-content/uploads/2010/02/08\\_Comparative-and-superlative.pdf](http://english.skola.edu.mt/wp-content/uploads/2010/02/08_Comparative-and-superlative.pdf)

PART 2.

Write 5 sentences, using comparatives or superlatives, use the following images to help yourself, also you can use the following adjective words: *expensive, cheap, wonderful, incredible, interesting big, better, and worse.* [2 pts. each] total 10 pt



Taken from:

[https://www.google.com.mx/search?biw=1600&bih=783&tbm=isch&sa=1&ei=G5daW6DnCJKWsgWYnZzQBg&q=objects&oq=objects&gs\\_l=img.3..0110.17909.21894.0.22154.12.12.0.0.0.315.2246.2-8j1.9.0...0...1c.1.64.img..3.9.2233...0i67k1.0.9zDAczGmEa4](https://www.google.com.mx/search?biw=1600&bih=783&tbm=isch&sa=1&ei=G5daW6DnCJKWsgWYnZzQBg&q=objects&oq=objects&gs_l=img.3..0110.17909.21894.0.22154.12.12.0.0.0.315.2246.2-8j1.9.0...0...1c.1.64.img..3.9.2233...0i67k1.0.9zDAczGmEa4)

1. \_\_\_\_\_
2. \_\_\_\_\_
3. \_\_\_\_\_
4. \_\_\_\_\_
5. \_\_\_\_\_

PART 3.

Read the following paragraphs and underline the correct answers, choose between **was** and **were** [1 pt. each] total 10 pts

**PARAGRAPH 1**

Charles Darwin 1. [was were] born on February 12, 1809. He 2. [was were] a British naturalist who became famous for his theories of evolution and natural selection. In South America, Darwin found that fossils of extinct animals 3. [was were] similar to modern species. Many people 4. [was were] strongly opposed to the idea of evolution because it conflicted with their religious beliefs. Throughout his life, Darwin 5. [was were] a reserved, thorough, hardworking scholar.



## PARAGRAPH 2

When Albert Einstein 6. [was were] young, his parents worried about him. Einstein's parents 7. [was were] concerned that Albert was "slow." Albert 8. [was were] a terrible student who didn't want to attend classes regularly and take exams. Einstein's best-known work, the theory of relativity, 9. [was were] published in 1905. Unfortunately, the theory of relativity 10. [was were] used to create the atomic bomb

Taken from <https://es.scribd.com/doc/4672573/WAS-WERE-exercise>

### PART 4

#### READING COMPREHENSIÓN

**Read the text "The Farm" and write "T" for true or "F" for false. [1 pts. each] total 13**

##### The Farm

Daniel wanted to visit a farm. He asked his parents to take him to a farm. His teacher told him about the animals on a farm. There are lots of animals on a farm. Daniel wanted to see the animals. He wanted to see the cows. He wanted to see the chickens. He wanted to see the pigs. He wanted to pet the animals. He wanted to feed the animals. He loved animals. He wanted to live on a farm. He wanted to live with cows and chickens and pigs. They would be his friends. He didn't have any friends in school.

TAKEN FROM: <https://es.scribd.com/doc/54747487/Short-Story-Past-Tense>

Statements	True	False
A He had many friends in school		
B. He didn't want to see the pigs		
C. Daniel wanted to visit the zoo		
D. He didn't want to feed the animals		
E. His teacher told him about the animals on a farm		

**Read the text "My last holidays" and write down the past time verbs. [1**

**pt. each] Text**

##### My last Holidays

Last year I (F)\_\_\_\_\_ on holidays in summer, in August. I (G) \_\_\_\_\_ on holidays with my husband and son. We (H)\_\_\_ to Thailand. We stayed in a beautiful, comfortable hotel. Every day we (I)\_\_\_\_\_ sailing and swimming, and we also (J)\_\_\_ to beach. We usually ate in a cafe. The meal (K)\_\_\_\_\_ delicious. The people (L)\_\_\_\_\_ very friendly. The weather (M)\_\_\_\_\_

\_\_\_\_\_very hot.

Taken from: <https://lingualeo.com/es/jungle/my-last-holidays-103285#/page/1>

**F**\_\_\_\_\_

**G**\_\_\_\_\_

**H**\_\_\_\_\_

**I**\_\_\_\_\_

**J**\_\_\_\_\_

**K**\_\_\_\_\_

**L**\_\_\_\_\_

**M**\_\_\_\_\_

### **C. ORAL COMPREHENSION.**

**listen to a story about Little Red Riding Hood, and complete the activity [.05 pt. each] total 10**

Little Red Riding Hood / Simple Past Tense

<https://www.youtube.com/watch?v=s45yTgYhabU> write the following verbs in simple past, then

watch the you tube video and check your verbs.

1. Is\_\_\_\_\_
2. Is\_\_\_\_\_
3. goes\_\_\_\_\_
4. has\_\_\_\_\_
5. sees\_\_\_\_\_
6. Is\_\_\_\_\_
7. follows\_\_\_\_\_
8. arrives\_\_\_\_\_
9. waits\_\_\_\_\_
10. says\_\_\_\_\_
11. says\_\_\_\_\_
12. screams\_\_\_\_\_
13. doesn't\_\_\_\_\_
14. run\_\_\_\_\_
15. hits\_\_\_\_\_
16. opens\_\_\_\_\_
17. yells\_\_\_\_\_
18. jumps\_\_\_\_\_

19. runs \_\_\_\_\_

20. see \_\_\_\_\_

A watch the video again and answer the following questions

(1 pt. each) total 5 points

1. Who did she visit?
2. Who was following her?
3. Where did she see the flowers?
4. Who looked the house?
5. Who reached the house?

### D. WRITTEN EXPRESSION / INTERACTION.

Write a paragraph explaining what you did last summer time, or either how did you celebrate Christmas time. Use the following connectors: and / but / or. (write from 100 to 120 words) [21 Pts.]



RÚBRICA PARA EVALUAR LA EXPRESIÓN ESCRITA DE INGLÉS III					
Inglés III Nivel de desempeño A2					
EXPRESIÓN	Excelente	Bueno	Regular	Nulo	Evaluación
✕ Es capaz de escribir notas y mensajes breves y sencillos.	6.0	4.0	2.0	0	
INTERACCIÓN					
✕ Puede escribir párrafos sencillos intercambiando información específica.	4.0	3.0	2.0	0	
COHERENCIA					
✕ Es capaz de enlazar grupos de palabras con conectores sencillos tales como "y", "pero" y "porque". Enlaza oraciones con: <i>first, second, third, later, then, finally</i> .	6.0	4.0	2.0	0	
FLUIDEZ					
✕ Presenta escritura creativa e imaginativa a su nivel, y lleva una secuencia lógica y clara	4.0	3.0	2.0	0	
				TOTAL	

**E. ORAL EXPRESSION / INTERACTION.**

Choose one of the following topics and record where necessary [22 pts.]

**Option 1. Describe your Hometown, say why is a better place to live, describe the places and people in it.**

**Option 2. Explain what you did last weekend.**



Inglés III		Nivel de desempeño A2				Evaluación
EXPRESION		Excelente	Bueno	Regular	Nulo	
✗ Utiliza expresiones y frases con términos sencillos.		6.0	4.0	2.0	0	
<b>INTERACCION</b>						
✗ Describe a su familia, así como a personas y lugares y sus posesiones en términos sencillos		4.0	3.0	2.0	0	
<b>COHERENCIA</b>						
✗ Habla con razonable comodidad en situaciones estructuradas, y exposición de temas breves relacionadas con aspectos del pasado. Así mismo hace uso correcto de enunciados con comparativos y superlativos		6.0	4.0	2.0	0	
<b>FLUIDEZ</b>						
✗ Comprende lo suficiente como para desenvolverse en intercambios sencillos y habituales con posibles errores		4.0	3.0	2.0	0	
					<b>TOTAL</b>	



UNIVERSIDAD NACIONAL AUTÓNOMA DE MÉXICO  
 COLEGIO DE CIENCIAS Y HUMANIDADES  
 PLANTEL NAUCALPAN  
**EXAMEN EXTRAORDINARIO**  
**INGLÉS III**  
 PERIODO \_\_\_\_\_, TURNO \_\_\_\_\_  
**ANSWER SHEET**



**NOMBRE DEL ALUMNO:** \_\_\_\_\_ **No. DE CUENTA:** \_\_\_\_\_

**JURADO:** \_\_\_\_\_

**FECHA DE APLICACIÓN:** \_\_\_\_\_

PUNTUACIÓN TOTAL	CALIFICACIÓN FINAL
_____ / 100	_____

**Solve the exam writing your answers on this paper.**

**A. USE OF ENGLISH \_\_\_\_\_ /9 PTS.**

**PART 1**

- A \_\_\_\_\_
- B \_\_\_\_\_
- C \_\_\_\_\_
- D \_\_\_\_\_
- E \_\_\_\_\_
- F \_\_\_\_\_
- G \_\_\_\_\_
- H \_\_\_\_\_
- 1 \_\_\_\_\_

- 4. \_\_\_\_\_
- 5. \_\_\_\_\_
- 6. \_\_\_\_\_
- 7. \_\_\_\_\_
- 8. \_\_\_\_\_
- 9. \_\_\_\_\_
- 10. \_\_\_\_\_

**PART 2**

**[2 pts. each] total 10 pts**

**Answers may vary**

- 1. \_\_\_\_\_
- 2. \_\_\_\_\_
- 3. \_\_\_\_\_
- 4. \_\_\_\_\_
- 5. \_\_\_\_\_

**PART 4**

**[1 pt. each] total 13 pts**

- A \_\_\_\_\_
- B \_\_\_\_\_
- C \_\_\_\_\_
- D \_\_\_\_\_
- E \_\_\_\_\_

**PART 3 [1 pt. each] total 10 pts**

- 1. \_\_\_\_\_
- 2. \_\_\_\_\_
- 3. \_\_\_\_\_

- F \_\_\_\_\_
- G \_\_\_\_\_
- H \_\_\_\_\_
- I \_\_\_\_\_
- J \_\_\_\_\_



<b>LISTA DE COTEJO PARA EVALUAR EXPRESION ESCRITA DE INGLES III</b>					
<b>Inglés III Nivel de desempeño A2</b>					
El alumno :	Excelente	Bueno	Regular	Nulo	Evaluación
<b>EXPRESION</b>					
Es capaz de escribir notas y mensajes breves y sencillos relativos a las necesidades inmediatas.	6	4	2	0	
<b>INTERACCION</b>					
Puede escribir cartas personales muy sencillas, por ejemplo, agradeciendo algo a alguien.	4	3	2	0	
<b>COHERENCIA</b>					
Es capaz de enlazar grupos de palabras con conectores sencillos tales como "y", "pero" y "porque". Enlazaoraciones con: first, second, third, later, then, finally.	6	4	2	0	
<b>FLUIDEZ</b>					
<ul style="list-style-type: none"> <li>Escritura creativa e imaginativa</li> <li>Puede escribir cartas personales muy sencillas, por ejemplo agradeciendo algo a alguien.</li> </ul>	4	3	2	0	
<b>TOTAL:</b>					

**E. ORAL EXPRESSION / INTERACTION /20 PTS.**

<b>LISTA DE COTEJO PARA EVALUAR EXPRESION ORAL DE INGLES III</b>					
<b>Inglés III Nivel de desempeño A2</b>					
El alumno:	Excelente	Bueno	Regular	Nulo	Evaluación
<b>EXPRESION</b>					
Utiliza expresiones y frases con términos sencillos	6	4	2	0	
<b>INTERACCION</b>					
Describe a su familia, así como a personas y lugares y sus posesiones en términos sencillos	4	3	2	0	
<b>COHERENCIA</b>					
Participa en conversaciones con razonable comodidad en situaciones estructuradas y en conversaciones breves siempre que la otra persona le ayude si es necesario	6	4	2	0	
<b>FLUIDEZ</b>					
Comprende lo suficiente como para desenvolverse en intercambios sencillos y habituales sin mucho esfuerzo	4	3	2	0	
<b>TOTAL:</b>					



# ANSWER KEY

**A. USE OF ENGLISH \_\_\_\_\_ /9 PTS.**

PART 1

- A better
- B best
- C nicest
- D most helpful
- E biggest
- F cleanest
- G the most comfortable
- H the most delicious
- I the friendliest

PART 2

[2 pts. each] total 10 pts

Answers may vary

1. \_\_\_\_\_
2. \_\_\_\_\_
3. \_\_\_\_\_
4. \_\_\_\_\_
5. \_\_\_\_\_

**PART 3 [1 pt. each] total 10 pts**

1

1. was
2. was
3. were
4. were
5. was
6. was
7. were
8. was
9. was
10. was

**PART 4**

[1 pt. each] total 13 pts

- A False
- B False
- C False
- D False
- E True

F WENT





<b>LISTA DE COTEJO PARA EVALUAR EXPRESION ESCRITA DE INGLES III</b>					
<b>Inglés III Nivel de desempeño A2</b>					
El alumno:	Excelente	Bueno	Regular	Nulo	Evaluación
<b>EXPRESION</b>					
Es capaz de escribir notas y mensajes breves y sencillos relativos a las necesidades inmediatas.	6	4	2	0	
<b>INTERACCION</b>					
Puede escribir cartas personales muy sencillas, por ejemplo, agradeciendo algo a alguien.	4	3	2	0	
<b>COHERENCIA</b>					
Es capaz de enlazar grupos de palabras con conectores sencillos tales como "y", "pero" y "porque". Enlazaoraciones con: first, second, third, later, then, finally.	6	4	2	0	
<b>FLUIDEZ</b>					
<ul style="list-style-type: none"> <li>• Escritura creativa e imaginativa</li> <li>• Puede escribir cartas personales muy sencillas, por ejemplo agradeciendo algo a alguien.</li> </ul>	4	3	2	0	
<b>TOTAL:</b>					

**ORAL EXPRESSION / INTERACTION /20 PTS.**

<b>LISTA DE COTEJO PARA EVALUAR EXPRESION ORAL DE INGLES III</b>					
<b>Inglés III Nivel de desempeño A2</b>					
El alumno:	Excelente	Bueno	Regular	Nulo	Evaluación
<b>EXPRESION</b>					
Utiliza expresiones y frases con términos sencillos	6	4	2	0	
<b>INTERACCION</b>					
Describe a su familia, así como a personas y lugares y sus posesiones en términos sencillos	4	3	2	0	
<b>COHERENCIA</b>					
Participa en conversaciones con razonable comodidad en situaciones estructuradas y en conversaciones breves siempre que la otra persona le ayude si es necesario	6	4	2	0	

### Internet Resources:

- “Swimsuits in the past” <https://www.bustle.com/articles/27276-8-vintage-swimsuits-from-the-19th-century-that-make-us-glad-to-live-in-the-21st>  
Consultado: 14/05/2018
- “Swimsuits back then”\_ <https://i.pinimg.com/originals/58/b0/01/58b00110be446462bac4f39610e734c7.jpg> consultado: 14/05/2018
- “School Rules 1872”\_ [http://www.historicalsocietyofsomersetthills.org/Images/1872\\_student\\_rules\\_lg.jpg](http://www.historicalsocietyofsomersetthills.org/Images/1872_student_rules_lg.jpg) consultado: 14/05/2018
- “Past vs. Present” <https://i.ytimg.com/vi/cEbTCYGz5No/maxresdefault.jpg>  
consultado: 14/05/2018
- “knowledge map”\_ [http://s3.amazonaws.com/libapps/accounts/15268/images/Research\\_Lifecycle\\_Knowledge\\_Map\\_ProjectCycle.jpg](http://s3.amazonaws.com/libapps/accounts/15268/images/Research_Lifecycle_Knowledge_Map_ProjectCycle.jpg) consultado: 14/05/2018
- “Chart” [https://cdn-images-1.medium.com/max/2000/1\\*8-EXtbCRs82PIJ\\_ledUEgQ.png](https://cdn-images-1.medium.com/max/2000/1*8-EXtbCRs82PIJ_ledUEgQ.png) consultado: 14/05/2018
- “Venn diagram”\_ <https://mathematica.stackexchange.com/questions/47884/putting-set-elements-into-venn-diagram> consultado 14/05/2018
- “Venn diagram”\_ <https://www.for.gov.bc.ca/hfp/training/00001/appendix4/images/venn.gif>  
consultado: 14/05/2018
- “The evolution of communication”\_ <https://cdn.thinglink.me/api/image/820836666741620736/1240/10/scaletowidth> consultado: 14/05/2018
- “Old cell phone” [https://images-na.ssl-images-amazon.com/images/I/51XSA999ukL\\_SL1000.jpg](https://images-na.ssl-images-amazon.com/images/I/51XSA999ukL_SL1000.jpg) consultado: 14/05/20